

Record of noise disturbances at [REDACTED] as a result of the operation of the IBF site

11th November 2021 to 7th October 2024

Oct-24

[REDACTED] is located to the south west of the Inland Boarder Facility and has suffered the effects of elevated general and Low Frequency Noise (LFN) since the commencement of operations.

This report provides the records of disturbances which typically cause nausea, muscle tensions and problems sleeping.

The resultant effect has been a change to how we use our home to minimise the impact of the LFN on our lives. This has had detrimental effects on time spent outside in maintaining the grounds, entertaining and not using the rooms to the front of the house.

Previous interventions from the EHO achieved some respite, but it is clear that the noise attenuation provided is not to the required standard. Timber structures do not provide low frequency attenuation, resulting in masking sounds being filtered out, leaving strong tonal LFN that enters the house. Acoustic screening provided by the railway is of a significantly higher standard. Residents were also advised that noise attenuation would be provided by an earth bund, an explanation for the claim made of "You will only see green and wont hear a thing" at a meeting with DfT and Gallagher at Bridge Cottage in 2020. No earth bund has been provided.

This report also illustrates that despite electric hook-ups and a commitment made for their use, the requirements of the noise report compiled for the SDO have not been followed. Refrigerated trailers when in motion cause significant noise nuisance which an electric hook-up cannot resolve.

The movement of HGV's on the road within the IBF which is nearest to Church Road also causes significant LFN internally, with each and every HGV audible in the house. This route needs to be changed.

After taking legal advice (as recommended by William Day of BECG acting on behalf of the DfT) Our aim was to 'survive' the period of the SDO.

With permanent planning now being sought, we need the issue relating to noise to be resolved, or our home will not be habitable.

The aim of this report is to aid in understanding the problem with the aim of achieving a resolution.

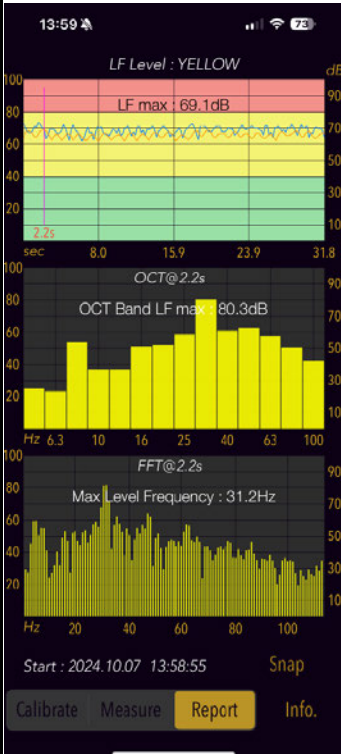
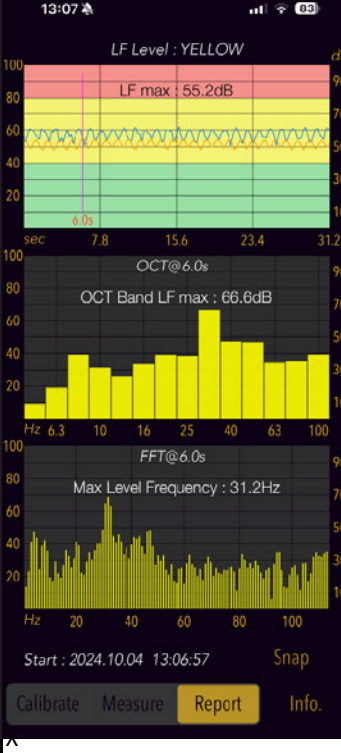
It is recognised that the issue may be exacerbated by the presence of the barrier to the high speed line which may increase the effects of the noise, requiring treatment of LFN to be dealt with at source.

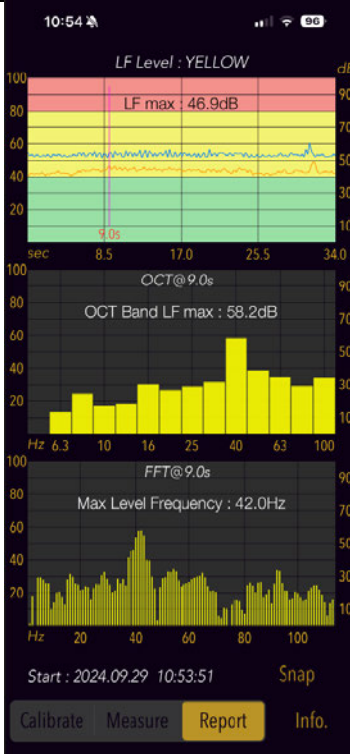
A smartphone app has been used to provide illustration of the noise being suffered. it is recognised that the readings may not be to a level of accuracy of professional equipment, but in the view of the author, provides a representative illustration of the issue.

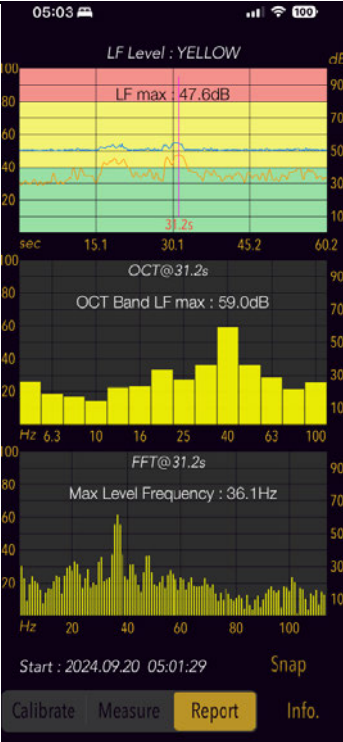
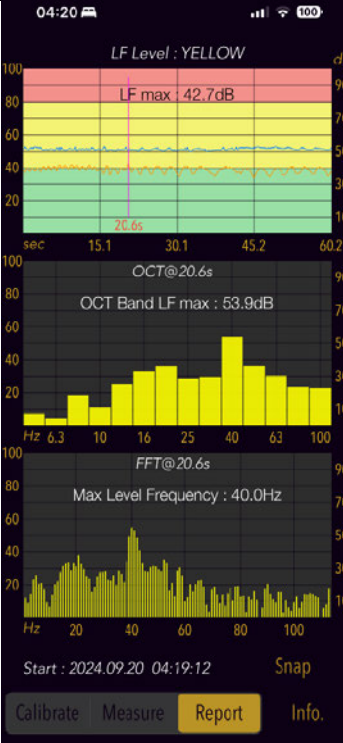
Details of the app can be found here

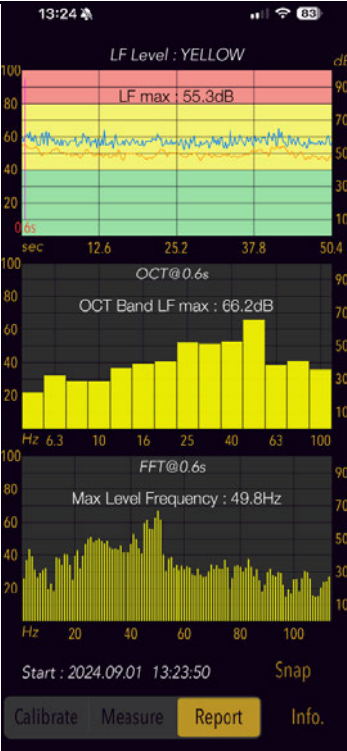
[toon | Low Frequency Detector Support - toon, llc. \(toon-llc.com\)](https://toon-llc.com)

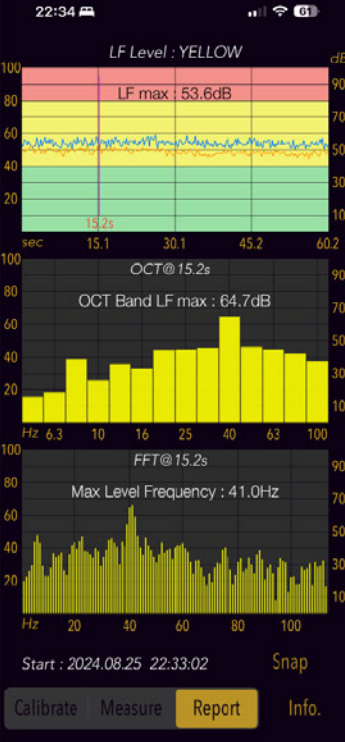
[REDACTED] [REDACTED] [REDACTED]

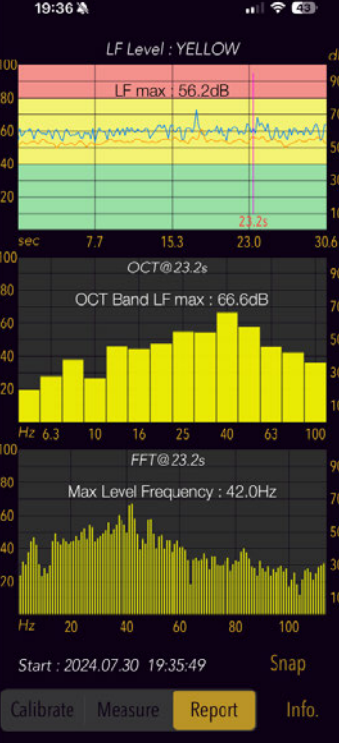
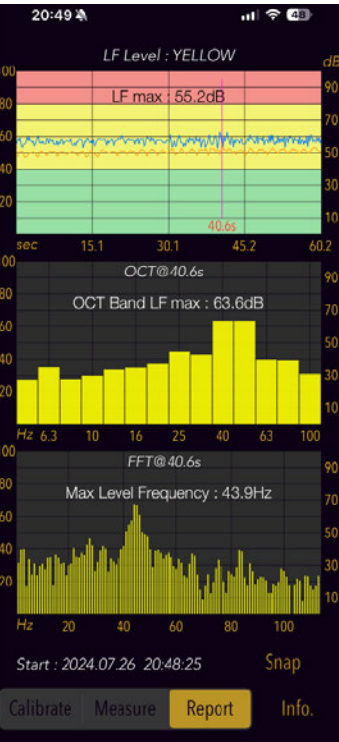
Date	Entry	
07/10/2024 14:01	Heavy, deep surging, thudding LFN this afternoon. Comes and goes, likely many idling HGV's. Reading taken.	 <p>13:59</p> <p>LF Level : YELLOW</p> <p>LF max : 69.1dB</p> <p>OCT@2.2s</p> <p>OCT Band LF max : 80.3dB</p> <p>FFT@2.2s</p> <p>Max Level Frequency : 31.2Hz</p> <p>Start : 2024.10.07 13:58:55</p> <p>Calibrate Measure Report Info.</p>
05/10/2024 08:41	Passing HGV's are dominating the background noise this morning.	
04/10/2024 13:08	LFN very bad today. See reading taken upstairs in the house.	 <p>13:07</p> <p>LF Level : YELLOW</p> <p>LF max : 55.2dB</p> <p>OCT@6.0s</p> <p>OCT Band LF max : 66.6dB</p> <p>FFT@6.0s</p> <p>Max Level Frequency : 31.2Hz</p> <p>Start : 2024.10.04 13:06:57</p> <p>Calibrate Measure Report Info.</p>
29/09/2024 16:18	LFN has been present all day so far, made today quite unpleasant both outside and around the house.	

29/09/2024 10:53	Now LFN present, so either multiple refrigerated trailers or idling HGV's	 <p>10:54</p> <p>LF Level : YELLOW</p> <p>LF max : 46.9dB</p> <p>9.0s</p> <p>OCT@9.0s</p> <p>OCT Band LF max : 58.2dB</p> <p>FFT@9.0s</p> <p>Max Level Frequency : 42.0Hz</p> <p>Start : 2024.09.29 10:53:51 Snap</p> <p>Calibrate Measure Report Info.</p>
29/09/2024 09:56	Sunday morning. House filled with continuous tonal drone of a refrigerated trailer.	
28/09/2024 10:18	LFN this morning affecting use of the living room.	
27/09/2024 00:18	Significant refrigerated trailer noise affecting sleep tonight.	
24/09/2024 00:22	Distant, tonal hum disturbing sleep.	
21/09/2024 12:12	Reading taken in the conservatory.	 <p>12:11</p> <p>LF Level : YELLOW</p> <p>LF max : 57.4dB</p> <p>2.2s</p> <p>OCT@2.2s</p> <p>OCT Band LF max : 68.5dB</p> <p>FFT@2.2s</p> <p>Max Level Frequency : 42.0Hz</p> <p>Start : 2024.09.21 12:10:38 Snap</p> <p>Calibrate Measure Report Info.</p>
21/09/2024 11:49	Turning into a very noisy Saturday with lots of LFN making any time spent outside in the warm sunny weather unpleasant.	

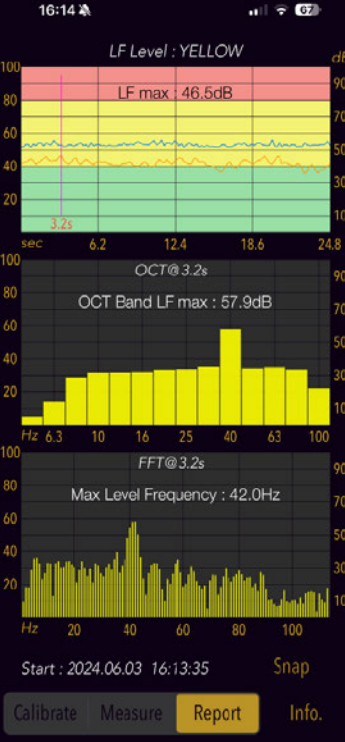
20/09/2024 05:04	Reading taken showing how passing HGV's affect the house.	 <p>The screenshot shows a noise measurement app interface. At the top, it displays 'LF Level : YELLOW' and 'LF max : 47.6dB'. Below this is a line graph showing noise levels over time. Further down, there are two bar graphs: 'OCT@31.2s' showing 'OCT Band LF max : 59.0dB' and 'FFT@31.2s' showing 'Max Level Frequency : 36.1Hz'. The bottom of the screen has buttons for 'Calibrate', 'Measure', 'Report', and 'Info.'.</p>
20/09/2024 04:24	Noisy night, disturbing sleep. Reading taken.	 <p>This screenshot shows a similar noise measurement app interface. It displays 'LF Level : YELLOW' and 'LF max : 42.7dB'. The graphs below show 'OCT@20.6s' with 'OCT Band LF max : 53.9dB' and 'FFT@20.6s' with 'Max Level Frequency : 40.0Hz'. The bottom navigation bar includes 'Calibrate', 'Measure', 'Report', and 'Info.' buttons.</p>
13/09/2024 22:08	Noise has been heavy today, with LFN in the living room so bad right now that I cannot use it.	
12/09/2024 01:59	Continuous tonal LFN disturbing sleep. Sounds like a refrigerated trailer.	
10/09/2024 22:24	Noise from passing HGV's on the IBF, some with refrigeration units, has made the living room unpleasant this evening.	
07/09/2024 13:38	LFN from refrigerated trailers present today, making a warm afternoon in the conservatory and garden unpleasant.	
05/09/2024 14:25	The LFN from continually passing HGV's on the IBF made a quiet lunch break very unpleasant. Ended up not taking the break I needed and returned to work.	

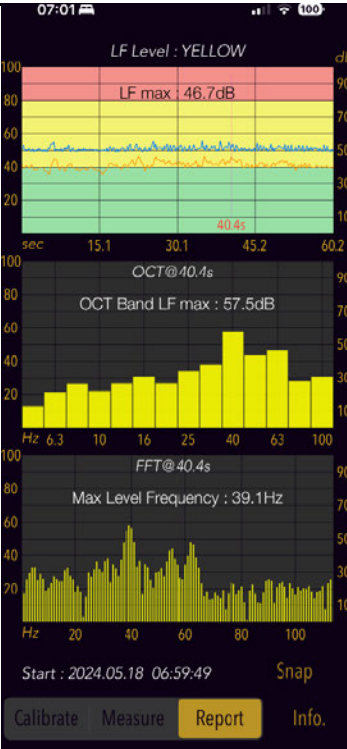
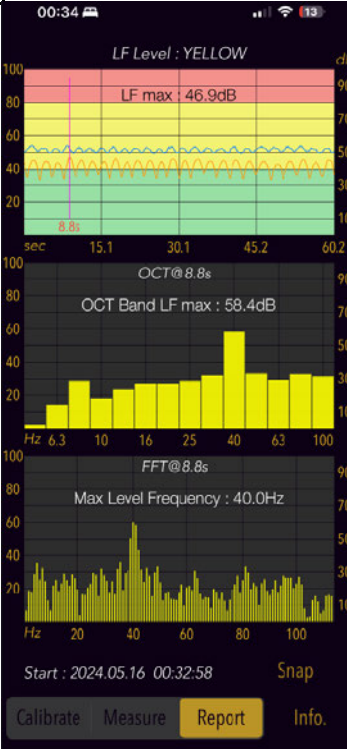
01/09/2024 13:25	On a warm Sunday, the LFN is again high, from the IBF. See reading taken.	
28/08/2024 17:36	It's been an unpleasant day of windows open and LFN, reversing beepers and the sound of accelerating HGV's on the IBF.	
28/08/2024 14:47	Droning of refrigerated trailer or other engine noise continues today.	
28/08/2024 04:39	Noise tonight is disturbing sleep again. Recording taken.	
27/08/2024 18:33	Arrived home to very heavy LFN this evening. Sounds like multiple refrigerated trailers. Noise clearly coming from IBF. Also noise of HGV's accelerating up the road on the IBF, horns and reversing beepers. The house is not habitable at this moment in time.	
27/08/2024 04:40	Distant, constant tonal noise disturbing sleep.	

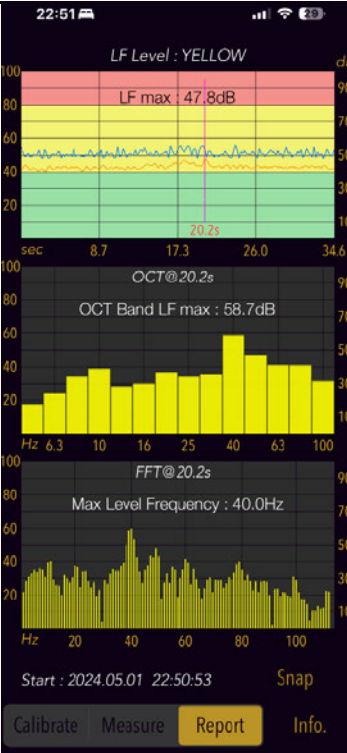
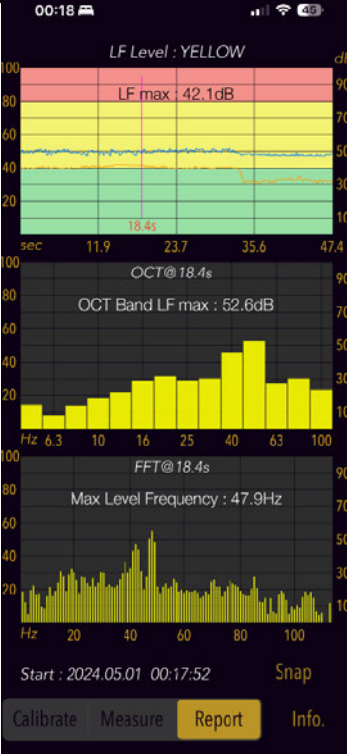
25/08/2024 22:39	Returned home after being out most of the afternoon to LFN of refrigerated trailer(s). Reading taken.	 <p>The screenshot shows a noise measurement app interface. At the top, it displays '22:34' and battery status. The main display area is divided into three sections: <ul style="list-style-type: none"> Top Section: 'LF Level : YELLOW' with a color-coded bar (red, yellow, green) and 'LF max : 53.6dB'. Middle Section: 'OCT@ 15.2s' showing a bar chart of frequency spectrum with 'OCT Band LF max : 64.7dB'. Bottom Section: 'FFT@ 15.2s' showing a detailed frequency spectrum with 'Max Level Frequency : 41.0Hz'. The bottom of the screen has a 'Start : 2024.08.25 22:33:02' timestamp and buttons for 'Calibrate', 'Measure', 'Report', and 'Info.'.</p>
25/08/2024 14:18	Noise from refrigerated trailers today, even with the strong winds.	
24/08/2024 18:33	LFN has been heavy all day, on and off. The impact of it has meant that on a typical day of hobbies in the workshop (which seems to amplify the noise) I'm using the rooms to the back of the house.	
16/08/2024 22:24	The noise this evening continues, affecting the use of the house.	
16/08/2024 18:44	Very heavy LFN this evening affecting our use of the garden and house. Having to work on a few projects outside it has caused a feeling of nausea. It feels all encompassing and inescapable.	
16/08/2024 01:01	A lot of noise tonight affecting sleep.	
15/08/2024 11:19	Working from home today, the background LFN is heavy and disruptive at times.	
13/08/2024 21:35	Noise tonight is not good, continual droning of refrigerated trailer(s).	
09/08/2024 00:41	Tonal noise tonight means it's a window closed night on what is a humid, warm night.	
08/08/2024 14:35	IBF noise today is particularly heavy and frequent affecting which rooms I can use in the house.	
30/07/2024 19:37	Currently experiencing a continual, phasing deep low frequency reverberation.	

30/07/2024 19:35	The noise the last two evenings has been very heavy LFN preventing use of the garden during this warm weather and the rooms to the front of the house.	
26/07/2024 20:53	After being out of the country for an extended period, the LFN on returning home is more noticeable than ever. Whilst not constant, the noise has been an issue all day, with a reading taken this evening in the conservatory. A cycle around both Waterbrook and the IBF earlier today highlighted diesel refrigerated trailer noise in both locations which were continuous with no apparent intent to change to electric hook-up. The noise affects how we use our home and impacts our enjoyment.	
24/06/2024 23:37	After a hot day, the general noise from the IBF tonight with the window open is terrible. Banging and crashing, HGV's moving etc, Noise levels not suitable for sleeping with the window open.	
24/06/2024 09:58	After a reasonably quiet weekend with only occasional disturbances, today is back to heavy LFN preventing enjoyment of nice weather whilst working.	

21/06/2024 01:50	After a period of relative quiet, the disturbances from LFN has been increasing again. Now causing sleep disturbance again.	
06/06/2024 02:00	Woken by refrigerated trailer tonal hum.	
04/06/2024 08:35	LFN continues this morning, sounds distant but powerful.	
04/06/2024 04:22	Reading taken of the thudding/pulsing LFN disturbing sleep tonight.	 <p>04:21</p> <p>LF Level : YELLOW</p> <p>LF max : 45.1dB</p> <p>sec 5.3 10.7 16.0 21.4</p> <p>OCT@ 13.6s</p> <p>OCT Band LF max : 56.3dB</p> <p>Hz 6.3 10 16 25 40 63 100</p> <p>FFT@ 13.6s</p> <p>Max Level Frequency : 42.0Hz</p> <p>Hz 20 40 60 80 100</p> <p>Start : 2024.06.04 04:21:22 Snap</p> <p>Calibrate Measure Report Info.</p>
04/06/2024 03:25	Woken by LFN.	
03/06/2024 22:50	The LFN continues, now disrupting sleep.	
03/06/2024 17:53	Reading taken in the conservatory, typical of when there is more activity on the site.	 <p>LF Level : YELLOW</p> <p>LF max : 56.2dB</p> <p>sec 7.1 14.2 21.3 28.4</p> <p>OCT@ 3.2s</p> <p>OCT Band LF max : 65.6dB</p> <p>Hz 6.3 10 16 25 40 63 100</p> <p>FFT@ 3.2s</p> <p>Max Level Frequency : 46.9Hz</p> <p>Hz 20 40 60 80 100</p> <p>Start : 2024.06.03 17:32:15</p> <p>Snapshot : 2024.06.03 17:33:01</p>

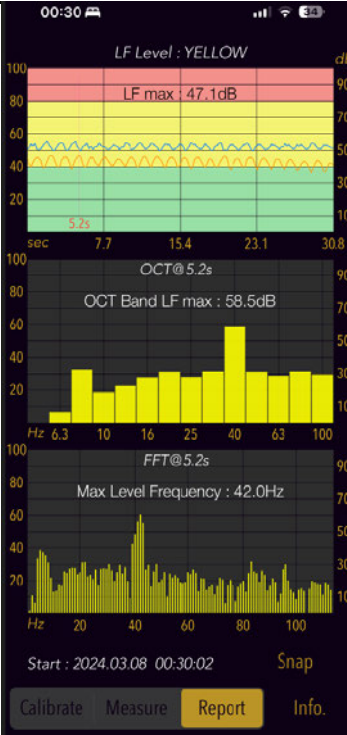
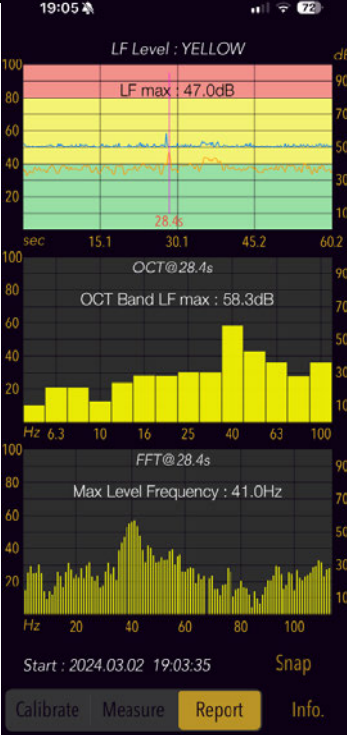
03/06/2024 16:15	Refrigerated trailer noise again today. A reading of over 57db in 40hz octave band taken in the bedroom.	 <p>16:14</p> <p>LF Level : YELLOW</p> <p>LF max : 46.5dB</p> <p>3.2s</p> <p>OCT@3.2s</p> <p>OCT Band LF max : 57.9dB</p> <p>FFT@3.2s</p> <p>Max Level Frequency : 42.0Hz</p> <p>Start : 2024.06.03 16:13:35 Snap</p> <p>Calibrate Measure Report Info.</p>
02/06/2024 17:18	<p>The noise from the IBF has been horrendous this weekend. LFN from passing HGV's accompanied by refrigerated trailer noise dominating the background noise. Even using a vibrating multitool cutter with ear defenders, the LFN was could still be heard.</p> <p>The effect for me is that there is only one room in the house where it almost cannot be heard and being outside or in any other room for more than an hour or so brings on a feeling of nausea and affects my ability to think clearly.</p>	
27/05/2024 04:24	Woken for the second time tonight by LFN from passing HGV's on the IBF	
25/05/2024 21:25	Refrigerated trailer noise is dominant in the house this evening. Unpleasant.	
24/05/2024 00:03	Busy IBF again tonight means another night of disturbed sleep.	
20/05/2024 18:30	Heavy 'waffling' LFN flooding the house right now. Unwelcome.	

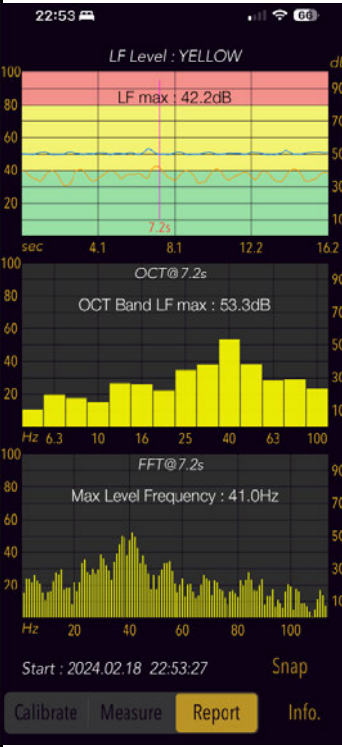
18/05/2024 07:01	Reading taken	
18/05/2024 06:58	Noise continues preventing getting back to sleep. Very frustrating.	
18/05/2024 05:30	Woken about an hour ago by LFN, noise continues, disturbing sleep.	
16/05/2024 00:34	<p>Very bad surging LFN tonight suggesting more than one refrigerated trailer is running. Reading taken.</p> <p>This is very unwelcome with a 5am start.</p>	
10/05/2024 20:56	Refrigerated trailer noise has started to become the norm during the day, but today it has been particularly annoying, with the TV turned up to drown it out.	
05/05/2024 22:32	The tonal hum of a refrigerated trailer(s) has persisted since getting to bed.	

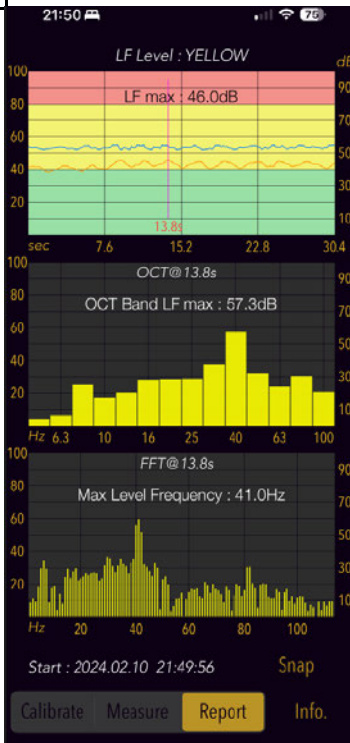
01/05/2024 22:49	Seems like we are in for another night of LFN. See reading.	 <p>The screenshot shows a noise measurement app interface. At the top, it says 'LF Level : YELLOW'. Below that, 'LF max : 47.8dB'. The main display area shows three graphs: a time-domain waveform, an OCT (Octave Band) spectrum, and an FFT (Fast Fourier Transform) spectrum. The OCT graph shows a peak at 40.0Hz. The FFT graph shows a peak at 40.0Hz. The bottom of the screen shows the start time 'Start : 2024.05.01 22:50:53' and buttons for 'Calibrate', 'Measure', 'Report', and 'Info'.</p>
01/05/2024 05:38	Woken again, but this time by LFN from HGV on the 'exit road'	
01/05/2024 02:14	Woken again by same LFN	
01/05/2024 00:42	Unfortunately the noise came back before I could fall back to sleep. With a 6am start, it's going to be a difficult day tomorrow.	
01/05/2024 00:19	Recording taken in bedroom 3m from an outside wall. Noise stopped whilst recording showing difference in background LFN.	 <p>The screenshot shows a noise measurement app interface. At the top, it says 'LF Level : YELLOW'. Below that, 'LF max : 42.1dB'. The main display area shows three graphs: a time-domain waveform, an OCT (Octave Band) spectrum, and an FFT (Fast Fourier Transform) spectrum. The OCT graph shows a peak at 47.9Hz. The FFT graph shows a peak at 47.9Hz. The bottom of the screen shows the start time 'Start : 2024.05.01 00:17:52' and buttons for 'Calibrate', 'Measure', 'Report', and 'Info'.</p>
01/05/2024 00:17	Deep, surging LFN tonight, very unpleasant and affecting sleep.	
29/04/2024 05:50	Woken by noise on the IBF again this morning.	
27/04/2024 06:10	Busy IBF means poor sleep.	

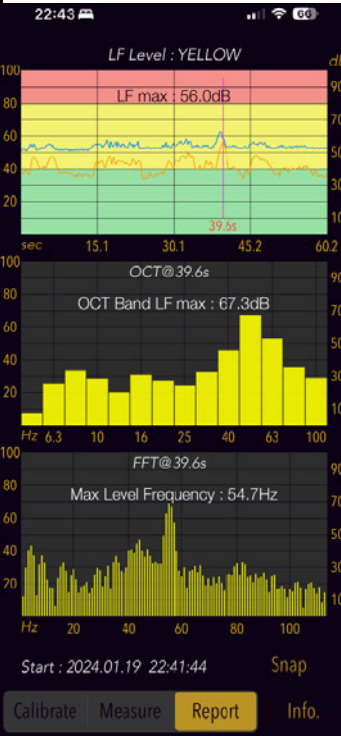
20/04/2024 11:43	The living room is again uncomfortable and unusable due to LFN being the dominant background noise this morning. It comes and goes, but at current there is clear deep hum from a refrigerated trailer.	
19/04/2024 19:56	Deep, phasing LFN this evening. Very uncomfortable to be in the living room.	
18/04/2024 22:08	Using the living room for the first time in more than a week. The noise is worse than I remember. Regular low drone of passing HGV's and when there is a break, there is a distant hum from a refrigerated trailer.	
12/04/2024 23:18	Back home after spending 2 nights in Wales on Business and sitting in my living room listening to each and every HGV that passes on the road on the IBF. Whilst it's tolerable for a short while, it quickly gets to the point you're anticipating the next one and feeling stressed about it.	
08/04/2024 17:58	LFN around the house part of yesterday and all day today has been quite heavy going. At times the HGV's are so clear we can hear the engine note and the gear changes inside the house. However, most of the issue has been with refrigerated trailer noise.	
05/04/2024 05:40	Woken an hour ago with shoulder and neck pain caused by noise from the IBF. Persistent and unable to get back to sleep.	
31/03/2024 22:52	After a day of constant noise, now laying in bed listening to the drone of refrigerated trailers	
31/03/2024 13:17	Yesterday was a noticeably quiet day. Today we are back to listening to the background hum of refrigerated trailers running.	
29/03/2024 23:04	Constant tonal noise all day today, with the noise of passing HGV's tonight. It's back to how it was before the EHO complaints were made.	
28/03/2024 01:22	Woken again by noise from the IBF	
27/03/2024 23:49	Heavy LFN affecting sleep again tonight€;	
25/03/2024 01:34	Walked over to the Truck Stop to see if they were responsible for any of the noise. Some noise, but the IBF could be heard from the railway works crossing.	
25/03/2024 00:45	Noise continues, unbearable, sleep is impossible!	

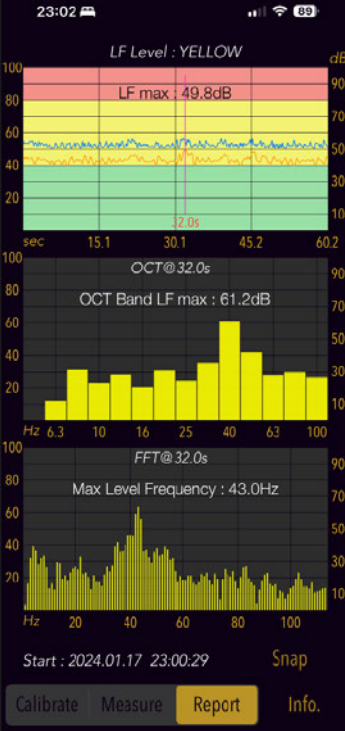
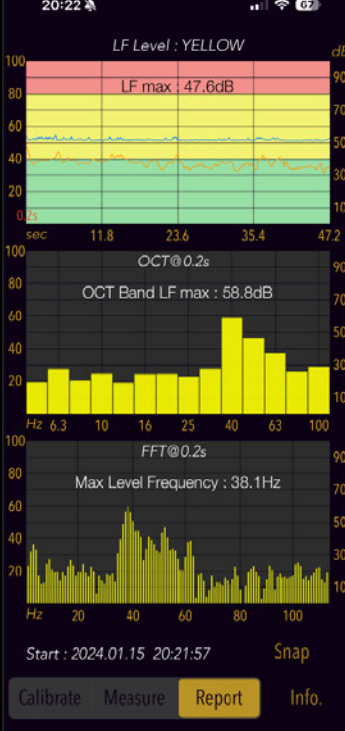
24/03/2024 21:45	Noise has continued all day, reading taken in living room.	 <p>The screenshot shows a noise measurement app interface. At the top, it says '21:40' and '4G'. The main display area has a dark background with yellow and green horizontal bands. Text on the screen includes 'LF Level : YELLOW', 'LF max : 46.4dB', 'OCT@4.0s', 'OCT Band LF max : 56.4dB', 'FFT@4.0s', and 'Max Level Frequency : 45.9Hz'. There are also numerical values for frequency (Hz) and time (sec). At the bottom, there are buttons for 'Calibrate', 'Measure', 'Report', and 'Info'.</p>
24/03/2024 13:58	LFN from IBF is dominant noise this afternoon, both inside and outside the house. Clearly from refrigerated trailers.	
22/03/2024 22:02	The lend from the IBF has been unrelenting this evening and now when I am hoping for an early night, it's just constant passing HGV's dominating the house tonight.	
22/03/2024 20:01	Using the living room for the first time this week and the LFN from the IBF is like distant rumbling thunder.	
22/03/2024 13:54	Having lunch in the conservatory. Even though it's raining, the loudest thing is the passing HGV's on the IBF.	
22/03/2024 05:22	The deep LFN from passing HGV's on the IBF have made it very difficult to sleep tonight. They are louder than passing cars on the road directly outside.	
21/03/2024 23:58	LFN from passing HGV's very audible tonight and affecting sleep.	
18/03/2024 23:33	Tonal Droning and LFN affecting sleep tonight.	
17/03/2024 05:21	Woken twice during the night by LFN / refrigerated trailer noise	
16/03/2024 21:30	After being away, arrived home and opened the car door to be greeted with the tonal hum of a refrigerated trailer and the LFN of passing HGV's.	
08/03/2024 00:53	Noise so bad in the house went outside to check. Video taken of noise very clearly coming from the IBF. This level of noise makes our house uninhabitable.	

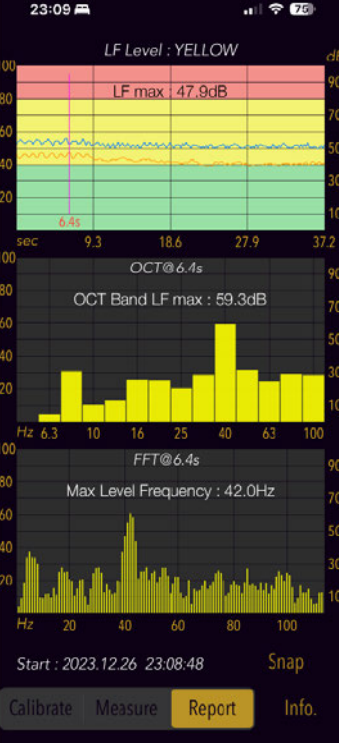
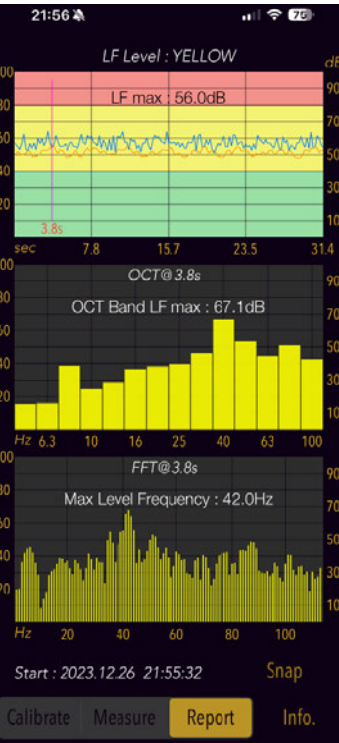
08/03/2024 00:28	Very strong tonal hum and LFN present tonight disturbing sleep.	 <p>The screenshot shows a noise measurement app interface. At the top, it displays 'LF Level: YELLOW' and 'LF max: 47.1dB'. Below this is a time-domain waveform plot with a 5.2s interval. The x-axis is labeled 'sec' with values 7.7, 15.4, 23.1, and 30.8. The y-axis is labeled 'dE' with values from 20 to 100. Below the waveform is an octave band spectrum plot titled 'OCT@ 5.2s' showing 'OCT Band LF max: 58.5dB'. The x-axis is labeled 'Hz' with values 6.3, 10, 16, 25, 40, 63, and 100. Below this is a Fast Fourier Transform (FFT) plot titled 'FFT@ 5.2s' showing 'Max Level Frequency: 42.0Hz'. The x-axis is labeled 'Hz' with values from 20 to 100. At the bottom, it shows 'Start: 2024.03.08 00:30:02' and buttons for 'Calibrate', 'Measure', 'Report', and 'Info.'.</p>
03/03/2024 23:12	Woken by a HGV with refrigerated unit passing on the IBF site.	
02/03/2024 19:06	Screen shot of an example of the 'spike' LFN occasionally experienced. Like all the vibrations target the house at the same time.	 <p>The screenshot shows a noise measurement app interface. At the top, it displays 'LF Level: YELLOW' and 'LF max: 47.0dB'. Below this is a time-domain waveform plot with a 28.4s interval, showing a sharp spike. The x-axis is labeled 'sec' with values 15.1, 30.1, 45.2, and 60.2. The y-axis is labeled 'dE' with values from 20 to 100. Below the waveform is an octave band spectrum plot titled 'OCT@ 28.4s' showing 'OCT Band LF max: 58.3dB'. The x-axis is labeled 'Hz' with values 6.3, 10, 16, 25, 40, 63, and 100. Below this is a Fast Fourier Transform (FFT) plot titled 'FFT@ 28.4s' showing 'Max Level Frequency: 41.0Hz'. The x-axis is labeled 'Hz' with values from 20 to 100. At the bottom, it shows 'Start: 2024.03.02 19:03:35' and buttons for 'Calibrate', 'Measure', 'Report', and 'Info.'.</p>
01/03/2024 22:54	Home after being away on business and the constant noise from the site dominates the background noise in the house. It's unpleasant and avoidable.	
26/02/2024 23:19	Significant noise disruption again tonight, tonal low hum accompanied by loud whooshing sound	

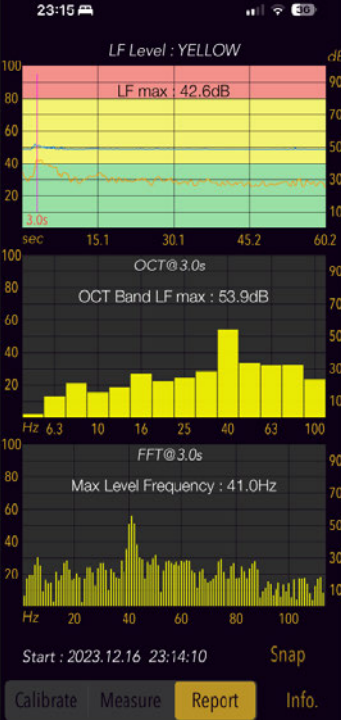
26/02/2024 03:39	<p>Woken by strong tonal hum that lasted a minute or so before disappearing into the distance.</p> <p>Frustrating after a weekend of general but low level LFN.</p>	
23/02/2024 21:14	The background LFN in the living room is dominating my audio experience this evening.	
18/02/2024 23:05	Reading taken of typical noise levels of passing HGV's on the IBF site at 11pm on a Sunday. Position of the reading was about 4m from the nearest window and 3m from the nearest outside wall.	 <p>The screenshot shows a noise measurement app interface. At the top, it says '23:03' and 'LF Level: YELLOW'. Below this, a line graph shows noise levels over time, with a peak labeled 'LF max: 48.7dB'. The x-axis is labeled 'sec' with values 15.1, 30.1, 45.2, and 60.2. Below the line graph is a bar chart labeled 'OCT@3.0s' with 'OCT Band LF max: 60.1dB'. The x-axis is labeled 'Hz' with values 6.3, 10, 16, 25, 40, 63, and 100. Below the bar chart is another bar chart labeled 'FFT@3.0s' with 'Max Level Frequency: 42.0Hz'. The x-axis is labeled 'Hz' with values 20, 40, 60, and 100. At the bottom, it says 'Start: 2024.02.18 23:02:25' and 'Snap'. There are buttons for 'Calibrate', 'Measure', 'Report', and 'Info'.</p>
18/02/2024 22:54	Currently experiencing a deep heaving LFN going from nothing to a thudding and nothing. Reading taken.	 <p>The screenshot shows a noise measurement app interface. At the top, it says '22:53' and 'LF Level: YELLOW'. Below this, a line graph shows noise levels over time, with a peak labeled 'LF max: 42.2dB'. The x-axis is labeled 'sec' with values 4.1, 8.1, 12.2, and 16.2. Below the line graph is a bar chart labeled 'OCT@7.2s' with 'OCT Band LF max: 53.3dB'. The x-axis is labeled 'Hz' with values 6.3, 10, 16, 25, 40, 63, and 100. Below the bar chart is another bar chart labeled 'FFT@7.2s' with 'Max Level Frequency: 41.0Hz'. The x-axis is labeled 'Hz' with values 20, 40, 60, and 100. At the bottom, it says 'Start: 2024.02.18 22:53:27' and 'Snap'. There are buttons for 'Calibrate', 'Measure', 'Report', and 'Info'.</p>
17/02/2024 04:06	Woken a few times tonight by LFN, except this occasion it's persistent and I haven't been able to go back to sleep.	

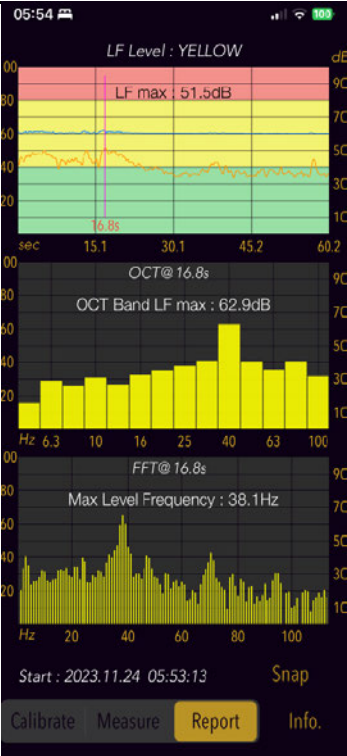
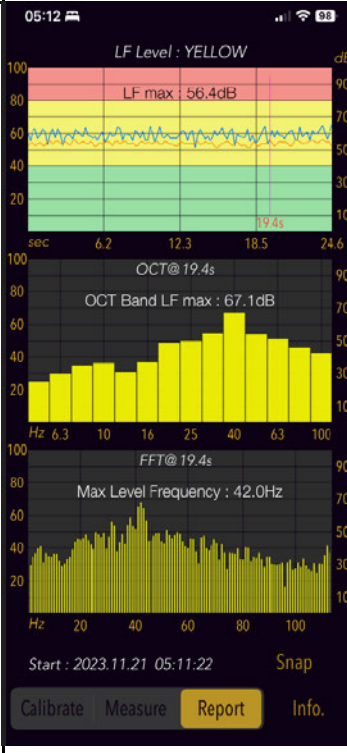
13/02/2024 05:30	Woken for the 3rd time tonight by LFN, this time extending long enough to prevent getting back to sleep.	
10/02/2024 21:51	We have had LFN disturbance from early hours of this morning all day. Reading taken of current low frequency hum.	 <p>The screenshot shows a noise measurement app interface. At the top, it displays '21:50' and 'LF Level : YELLOW'. Below this, a line graph shows the LF max: 46.0dB. The graph has a y-axis from 20 to 100 dB and an x-axis from 6.3 to 30.4 Hz. Below the line graph is a bar chart labeled 'OCT@ 13.8s' showing 'OCT Band LF max : 57.3dB'. The bar chart has a y-axis from 10 to 100 dB and an x-axis from 6.3 to 100 Hz. Below the bar chart is another bar chart labeled 'FFT@ 13.8s' showing 'Max Level Frequency : 41.0Hz'. The FFT chart has a y-axis from 20 to 100 dB and an x-axis from 20 to 100 Hz. At the bottom, it shows 'Start : 2024.02.10 21:49:56' and buttons for 'Calibrate', 'Measure', 'Report', and 'Info'.</p>
07/02/2024 22:17	Sent email of complaint, but noise has increased as the evening has continued. Reading taken. Sitting on sofa about 4m from nearest window.	 <p>The screenshot shows a noise measurement app interface. At the top, it displays '22:16' and 'LF Level : YELLOW'. Below this, a line graph shows the LF max: 50.2dB. The graph has a y-axis from 20 to 100 dB and an x-axis from 6.3 to 50.6 Hz. Below the line graph is a bar chart labeled 'OCT@ 14.4s' showing 'OCT Band LF max : 61.6dB'. The bar chart has a y-axis from 10 to 100 dB and an x-axis from 6.3 to 100 Hz. Below the bar chart is another bar chart labeled 'FFT@ 14.4s' showing 'Max Level Frequency : 40.0Hz'. The FFT chart has a y-axis from 20 to 100 dB and an x-axis from 20 to 100 Hz. At the bottom, it shows 'Start : 2024.02.07 22:15:30' and buttons for 'Calibrate', 'Measure', 'Report', and 'Info'.</p>
07/02/2024 20:27	The LFN is flooding though the house this evening, tension inducing and unpleasant.	

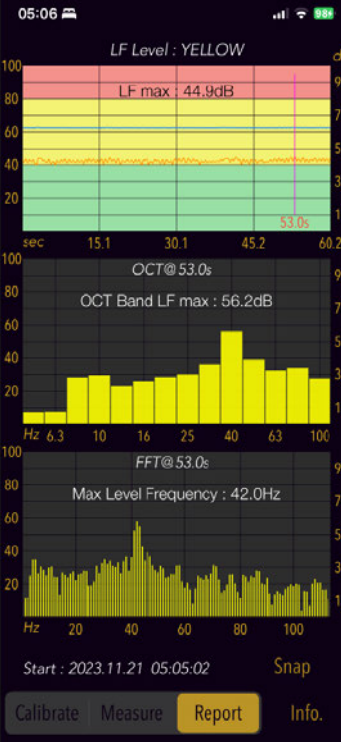
03/02/2024 17:59	Spent the week away from home with work staying in a quite noisy city centre. Having returned home, the LFN from the IBF is significantly more annoying and impactful. The continuous low level disturbance causes a growing irritation and rising tension.	
28/01/2024 17:09	The LFN has risen to near continuous and I can no-longer concentrate. Having to move to another room.	
28/01/2024 16:54	Spent the afternoon in the living room. The tonal LFN from passing HGV's on the IBF have been a constant disturbance, even with music on in the background.	
27/01/2024 05:45	LFN from IBF has disturbed sleep since 3am.	
25/01/2024 03:56	Woken again by passing HGV's on the IBF	
24/01/2024 23:08	Woken by steady stream of HGVs passing. Early night due to early start!	
20/01/2024 21:20	LFN is heavy again tonight.	
20/01/2024 06:44	Woken early by LFN of passing HGV's on the IBF and been unable to get back to sleep due to the noise. Another night of poor sleep.	
19/01/2024 22:44	Taken from the living room.	
19/01/2024 22:44	See reading taken. The sound of HGV's on the road between the barrier and the buildings.	 <p>The screenshot displays a noise measurement application interface. At the top, it shows the time 22:43 and battery status. The main display area is divided into three sections: a line graph for 'LF Level : YELLOW' with a peak of 56.0dB, a bar chart for 'OCT@39.6s' with a peak of 67.3dB, and a bar chart for 'FFT@39.6s' with a peak frequency of 54.7Hz. The bottom section shows the start time '2024.01.19 22:41:44' and a 'Snap' button. At the very bottom are buttons for 'Calibrate', 'Measure', 'Report', and 'Info'.</p>
18/01/2024 23:33	Have been trying to get to sleep for just over an hour. Just as I am drifting off, I'm woken with the LFN from a passing HGV. Haven't had a full nights sleep now for some time.	

17/01/2024 23:02	Reading taken as typical example of LFN sitting in the living room.	 <p>The screenshot shows a noise measurement app interface. At the top, it displays '23:02' and battery status. The main display area is divided into three sections: 'LF Level: YELLOW' with a peak level of 'LF max: 49.8dB', 'OCT@32.0s' with 'OCT Band LF max: 61.2dB', and 'FFT@32.0s' with 'Max Level Frequency: 43.0Hz'. The bottom section shows the start time '2024.01.17 23:00:29' and buttons for 'Calibrate', 'Measure', 'Report', and 'Info'.</p>
17/01/2024 22:55	LFN of passing HGV's have been a nuisance all evening and still continues.	
15/01/2024 20:25	Heavy LFN in living room tonight, audible even with the TV volume turned up. Became unbearable so moved to the study.	 <p>The screenshot shows a noise measurement app interface. At the top, it displays '20:22' and battery status. The main display area is divided into three sections: 'LF Level: YELLOW' with a peak level of 'LF max: 47.6dB', 'OCT@0.2s' with 'OCT Band LF max: 58.8dB', and 'FFT@0.2s' with 'Max Level Frequency: 38.1Hz'. The bottom section shows the start time '2024.01.15 20:21:57' and buttons for 'Calibrate', 'Measure', 'Report', and 'Info'.</p>
11/01/2024 04:42	LFN from HGV's and tonal noise has caused sleep disturbance since 2am	
06/01/2024 16:33	Very heavy LFN at times in the living room today. Not continuous so assume passing HGV's between the barrier and the buildings.	
30/12/2023 10:45	A night of intermittent sleep due to noise is followed with a morning of the same monotonous drone of a diesel refrigerated trailer going on and off.	

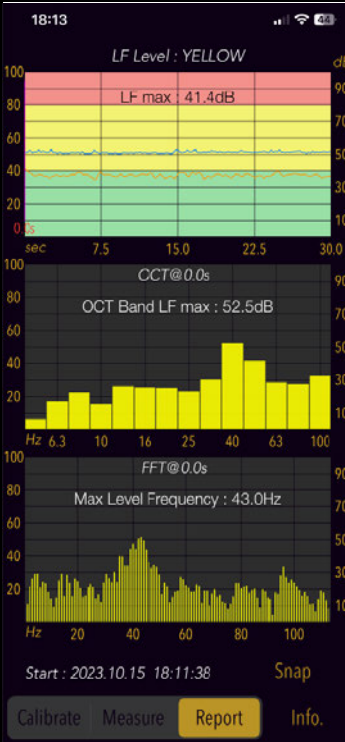
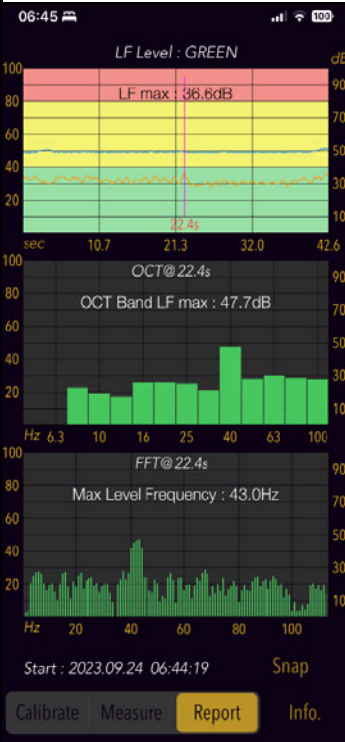
26/12/2023 23:10	Reading taken in rear of living room. Noise changed 10s in (has been starting and stopping all evening).	 <p>23:09</p> <p>LF Level : YELLOW</p> <p>LF max : 47.9dB</p> <p>OCT@6.4s</p> <p>OCT Band LF max : 59.3dB</p> <p>FFT@6.4s</p> <p>Max Level Frequency : 42.0Hz</p> <p>Start : 2023.12.26 23:08:48</p> <p>Calibrate Measure Report Info.</p>
26/12/2023 21:58	Reading taken of LFN as experienced Boxing Day. Clear tonal hum and deep LFN from refrigerated trailer(s) running on Diesel.	 <p>21:56</p> <p>LF Level : YELLOW</p> <p>LF max : 56.0dB</p> <p>OCT@3.8s</p> <p>OCT Band LF max : 67.1dB</p> <p>FFT@3.8s</p> <p>Max Level Frequency : 42.0Hz</p> <p>Start : 2023.12.26 21:55:32</p> <p>Calibrate Measure Report Info.</p>
25/12/2023 10:22	The noise yesterday and today has been much worse than the previous week (which was noticeable, but not as bad). The hope of a quiet respite over Christmas now seems unlikely.	

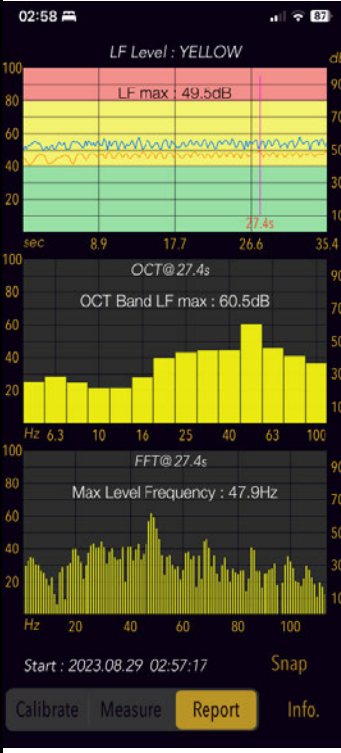
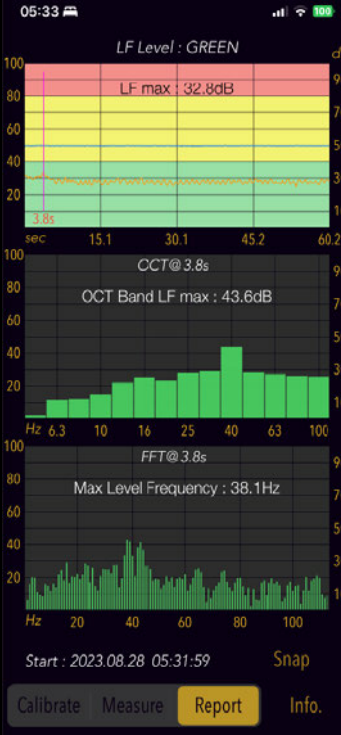
16/12/2023 23:16	Reading taken of passing HGV on IBF site.	 <p>23:15</p> <p>LF Level : YELLOW</p> <p>LF max : 42.6dB</p> <p>OCT@3.0s</p> <p>OCT Band LF max : 53.9dB</p> <p>FFT@3.0s</p> <p>Max Level Frequency : 41.0Hz</p> <p>Start : 2023.12.16 23:14:10</p> <p>Calibrate Measure Report Info.</p>
15/12/2023 23:15	LFN causing frequent disturbance in the living room this evening.	
15/12/2023 00:14	LFN from every passing HGV on the IBF site tonight whilst trying to get to sleep.	
14/12/2023 04:21	Continuous tonal hum present, has woken me twice during the night so far.	
13/12/2023 22:52	LFN disturbances all evening and now there is a constant low growl LFN present audible in the bedroom.	
13/12/2023 00:04	Strong tonal hum affecting sleep tonight.	
11/12/2023 21:10	LFN this evening is intolerable and preventing the use of the living room again.	
10/12/2023 11:49	Using the living room today and the deep hum from each HGV passing on the exit road of the IBF is disturbing the quiet (even with music playing). After about an hour of the deep thrum every few seconds to every few minutes, it becomes intolerable.	
07/12/2023 23:32	First night back from a holiday and returned to the frustration of being woken several times already by LFN of passing HGV's on the IBF.	
01/12/2023 00:23	Noise present, disturbing sleep.	

24/11/2023 05:55	Reading taken of a passing HGV from bedside table	 <p>The screenshot shows a noise measurement app interface. At the top, it displays '05:54' and a battery level of 90%. The main display area is divided into three sections: 'LF Level: YELLOW' with a peak level of 'LF max: 51.5dB', 'OCT@ 16.8s' with 'OCT Band LF max: 62.9dB', and 'FFT@ 16.8s' with 'Max Level Frequency: 38.1Hz'. The bottom section shows the start time 'Start: 2023.11.24 05:53:13' and buttons for 'Calibrate', 'Measure', 'Report', and 'Info'.</p>
24/11/2023 05:52	Woken a number of times in the night by LFN of passing HGV's (on IBF exit road)	
23/11/2023 23:14	Tonal hum currently present in the bedroom.	
23/11/2023 23:13	LFN has been increasingly worse this week, with LFN in the evenings and night/early mornings.	
21/11/2023 05:12	Reading also taken outside the house.	 <p>The screenshot shows a noise measurement app interface. At the top, it displays '05:12' and a battery level of 93%. The main display area is divided into three sections: 'LF Level: YELLOW' with a peak level of 'LF max: 56.4dB', 'OCT@ 19.4s' with 'OCT Band LF max: 67.1dB', and 'FFT@ 19.4s' with 'Max Level Frequency: 42.0Hz'. The bottom section shows the start time 'Start: 2023.11.21 05:11:22' and buttons for 'Calibrate', 'Measure', 'Report', and 'Info'.</p>

21/11/2023 05:03	LFN continued through the night disturbing sleep. See screenshot of reading taken from bedside table.	 <p>The screenshot shows a sound level meter app interface. At the top, it displays '05:06' and 'LF Level : YELLOW'. Below this, a line graph shows the LF max: 44.9dB. The next section shows 'OCT@53.0s' and 'OCT Band LF max : 56.2dB' with a bar chart. The bottom section shows 'FFT@53.0s' and 'Max Level Frequency : 42.0Hz' with a frequency spectrum graph. At the bottom, it shows 'Start : 2023.11.21 05:05:02' and buttons for 'Calibrate', 'Measure', 'Report', and 'Info'.</p>
20/11/2023 22:39	The familiar sound of a refrigerated unit can now be heard cycling on and off resulting in deep LFN in the living room.	
20/11/2023 21:06	Persevering in the living room, continuing to hear each and every HGV, despite music playing at a reasonable volume.	
20/11/2023 19:02	LFN from passing HGV's (within IBF) clearly audible in the living room again today. Distracting and frustrating when the only solution is to move to a different room.	
12/11/2023 22:06	Another evening spent listening to the low frequency exhaust note of HGV's whilst using the living room.	
11/11/2023 23:30	Entertaining this weekend so using the Living and Dining room (rooms to the front of the house) having become accustomed to not using them. The deep tones of every HGV that passes between the buildings and the screen (timber barrier) can be heard.	
08/11/2023 20:09	LFN present in the living room, a continuous tonal deep tone varying a little over time.	

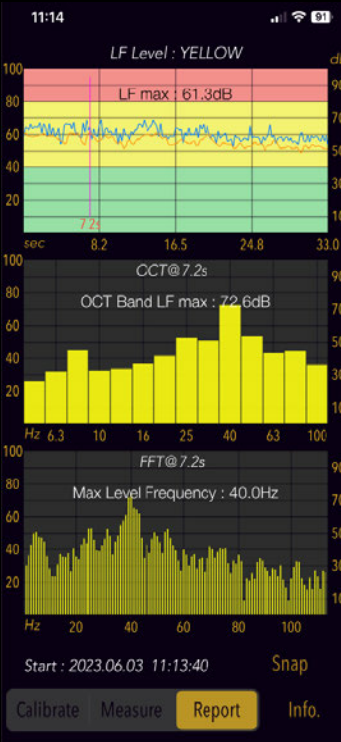
04/11/2023 03:19	Woken by same continuous hum as other recent nights.	 <p>03:45</p> <p>LF Level : YELLOW</p> <p>LF max : 58.1dB</p> <p>CCT@1.0s</p> <p>OCT Band LF max : 69.3dB</p> <p>FFT@1.0s</p> <p>Max Level Frequency : 50.8Hz</p> <p>Start : 2023.11.04 03:44:46</p> <p>Calibrate Measure Report Info</p>
03/11/2023 13:02	Very heavy LFN being experienced today. See screenshot.	 <p>13:01</p> <p>LF Level : YELLOW</p> <p>LF max : 59.3dB</p> <p>CCT@26.2s</p> <p>OCT Band LF max : 69.9dB</p> <p>FFT@26.2s</p> <p>Max Level Frequency : 31.2Hz</p> <p>Start : 2023.11.03 13:01:02</p> <p>Calibrate Measure Report Info</p>
31/10/2023 04:39	Woken by tonal noise around 3:30, disrupting sleep, continues. Loud distant humming sound.	
23/10/2023 05:57	Woken by tonal noise around 5 am. Continuing to disrupt sleep.	
16/10/2023 14:00	The cooler weather and easterly wind has brought with it a significant increase in tonal and LFN noise disturbance today.	

15/10/2023 18:13	Sitting in the living room for the first time in months, LFN present in the form of low, continuous tone. Checked with LFD, see results.	 <p>18:13</p> <p>LF Level : YELLOW</p> <p>LF max : 41.4dB</p> <p>CCT@0.0s</p> <p>OCT Band LF max : 52.5dB</p> <p>FFT@0.0s</p> <p>Max Level Frequency : 43.0Hz</p> <p>Start : 2023.10.15 18:11:38</p> <p>Calibrate Measure Report Info.</p>
27/09/2023 13:05	Constant noise and LFN from the IBF is increasing today, becoming oppressive.	
27/09/2023 00:49	Continuous droning noise present, affecting sleep.	
26/09/2023 19:14	Very heavy LFN in the conservatory this evening, became overwhelming and had to move.	
24/09/2023 06:46	Continuous tonal drone again from IBF, affecting sleep. Reading taken	 <p>06:45</p> <p>LF Level : GREEN</p> <p>LF max : 36.6dB</p> <p>OCT@22.4s</p> <p>OCT Band LF max : 47.7dB</p> <p>FFT@22.4s</p> <p>Max Level Frequency : 43.0Hz</p> <p>Start : 2023.09.24 06:44:19</p> <p>Calibrate Measure Report Info.</p>
17/09/2023 15:34	Now back from some time away, I have twice today had to change what I am doing or where I am doing it due to LFN causing upper body tension and headaches.	

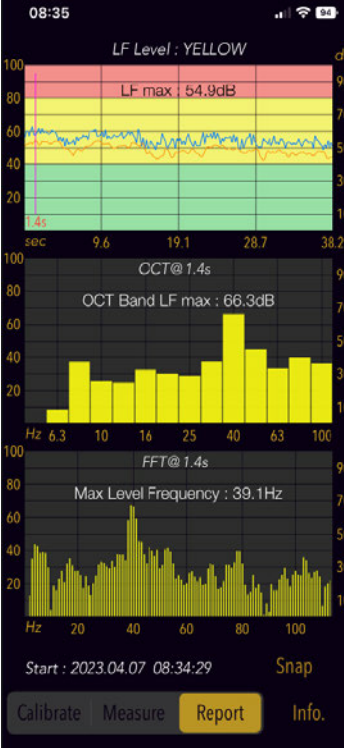
01/09/2023 13:29	Another lunch time in the conservatory cut short by the uncomfortable, continuous deep LFN this afternoon.	
30/08/2023 13:38	Near continuous LFN today. Deep, tonal rumbling.	
29/08/2023 04:25	Excessive noise again from site woke me around 2am. Unable to get back to sleep due to a tonal hum, and on occasion shouting and reversing beepers audible.	 <p>The screenshot shows a noise measurement app interface. At the top, it says 'LF Level : YELLOW' and 'LF max : 49.5dB'. Below this is a line graph showing noise levels over time. Further down, it displays 'OCT@27.4s' and 'OCT Band LF max : 60.5dB' with a bar chart. At the bottom, it shows 'FFT@27.4s' and 'Max Level Frequency : 47.9Hz' with another bar chart. The start time is '2023.08.29 02:57:17'.</p>
28/08/2023 05:34	Distant hum present last two nights. Reading shown not so loud, but fact that its tonal and the only audible sound makes it really oppressive. Broken sleep both nights.	 <p>The screenshot shows a noise measurement app interface. At the top, it says 'LF Level : GREEN' and 'LF max : 32.8dB'. Below this is a line graph showing noise levels over time. Further down, it displays 'CCT@3.8s' and 'OCT Band LF max : 43.6dB' with a bar chart. At the bottom, it shows 'FFT@3.8s' and 'Max Level Frequency : 38.1Hz' with another bar chart. The start time is '2023.08.28 05:31:59'.</p>
19/08/2023 19:26	Noise from the IBF this morning-sent a complaint email.	
17/08/2023 20:59	Heavy LFN this evening, particularly around 7:30, made spending any time outside not an option.	

14/08/2023 14:50	Had lunch in the conservatory today, spent the entire time hearing each and every HGV drive between the wall and the buildings.	
11/08/2023 20:36	Headed out to determine source, clear refrigerated unit or generator tonal noise coming from IBF	
11/08/2023 20:23	Even with reasonably loud music, the surging LFN tonight is uncomfortable and nauseating.	
10/08/2023 19:06	Noise is clearly originating from the IBF	
10/08/2023 19:05	Very heavy LFN tonight. Sunny warm evening but not able to spend time outside or in the conservatory due to the noise causing a nausea effect after a while.	
07/08/2023 09:07	Significant droning sound from the IBF this morning, audible in the house.	
05/08/2023 14:51	First time using the rooms to the front of the house for some months. Regular LFN disturbances still present.	
03/08/2023 13:11	General heavy rumble today coming from the site. Rises and falls from time to time.	
02/08/2023 15:24	Constant droning this afternoon causing difficulty concentrating on work. Stops and starts again almost immediately every 10-15 mins.	
31/07/2023 00:29	Continuous humming noise tonight, appears to be coming from the Truck stop.	
20/07/2023 10:51	Constant, tonal droning in the house all day so far.	
10/07/2023 21:15	The LFN that has plagued the house all day just turned off. The difference in background noise level is considerable.	
10/07/2023 08:44	LFN over the past couple of hours this morning has been very bad. There is also a loud tonal, high pitch noise coming from the IBF.	
09/07/2023 00:10	Sitting out in the garden this evening was met with the constant drone of refrigerated trailers. Something that has become common in the evenings.	
04/07/2023 12:50	LFN very bad today, can hear every HGV passing on the road between the barrier and the buildings, even in the rear of the house. Loud background music is not enough to drown it out.	
28/06/2023 12:30	Strong tonal LFN and hum present on and off all day so far, consistent with a refrigerated trailer. Appears to be from the truck stop.	
27/06/2023 23:15	Past 11pm and LFN present in the house. Coming from the IBF.	

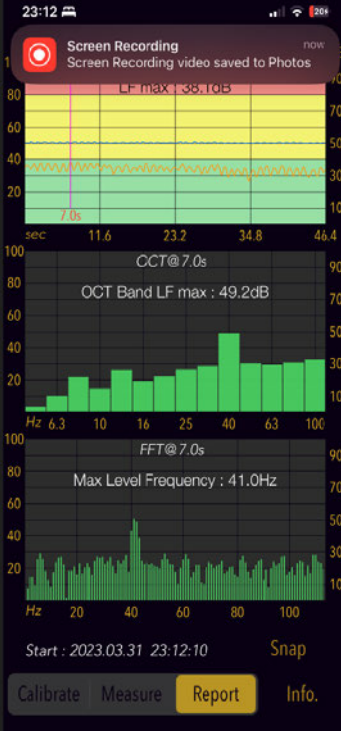
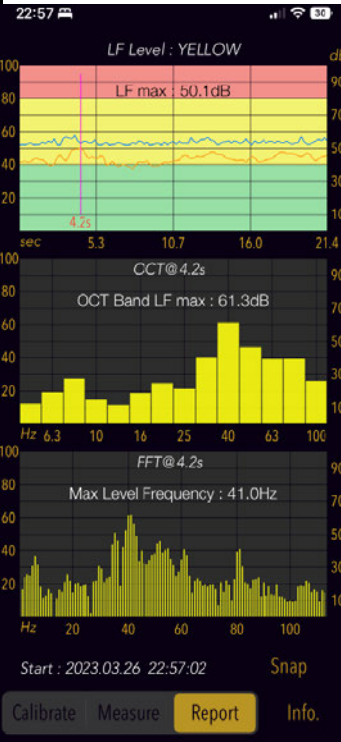
25/06/2023 06:32	LFN disturbing sleep. Recorded 55db at 40hz inside with windows closed. First noticed at 11 PM and was coming from the direction of the truck stop.	
22/06/2023 20:06	Having returned after spending some time away, the LFN is ever more noticeable. We can hear each and every HGV passing between the barrier and the buildings as if they were on the road right outside the house.	
12/06/2023 08:04	LFN is back, and heavy. Very uncomfortable.	
12/06/2023 07:59	LFN came on very heavy this morning, lifted about 7:58. Hopefully that's it for today.	
11/06/2023 19:25	Background LFN all day. Even though it's at a low level, it has cause muscle tension in neck and shoulders and has negatively affected my mood. The odd, brief time it lifts, it feels like a deep, relaxing breath, but the quiet times seem to last a few minutes max.	
09/06/2023 10:02	Sitting at my desk, listening to the tonal drone of an engine of some form running under load again this morning,	
08/06/2023 04:20	Constant tonal noise tonight, possibly from Truck Stop. Disturbing sleep.	
05/06/2023 09:20	LFN back this morning. Very strong and affecting my ability to concentrate whilst working in the conservatory.	
04/06/2023 16:08	LFN present most of the day, very heavy this morning, has died down to a continuous drone of an engine under load (like a refrigerated trailer). Noise stops abruptly from time to time.	

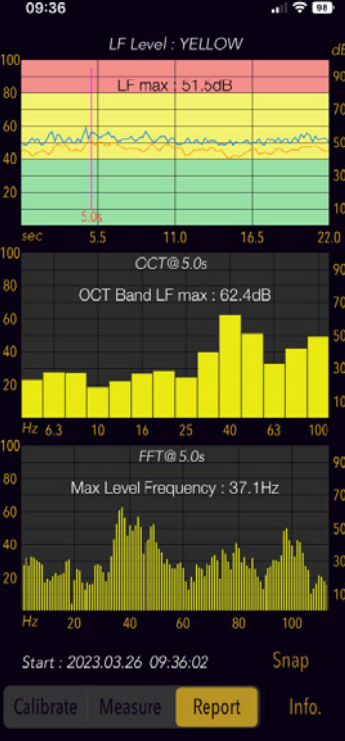
03/06/2023 11:15	Reading taken in conservatory. 72db at 40hz, near continuous over the 32 seconds of the reading undertaken.	 <p>11:14</p> <p>LF Level : YELLOW</p> <p>LF max : 61.3dB</p> <p>7.2s</p> <p>OCT@7.2s</p> <p>OCT Band LF max : 72.6dB</p> <p>FFT@7.2s</p> <p>Max Level Frequency : 40.0Hz</p> <p>Start : 2023.06.03 11:13:40 Snap</p> <p>Calibrate Measure Report Info.</p>
03/06/2023 11:00	Regular LFN today from the IBF, spending time gardening is becoming quite unpleasant.	
02/06/2023 19:51	I have had to find somewhere in the house where I can no-longer hear the LFN due to its severity and resulting rising tension feeling. It's very frustrating that it impacts the enjoyment of my own home in this way.	
02/06/2023 19:33	Thundering LFN all day has been a constant disturbance. A number of early morning and late night lorries between the building and barriers have also caused disturbed sleep a number of nights this week.	
26/05/2023 13:11	Continuous droning of an engine under load from the IBF today.	
23/05/2023 13:45	Between lorries, there is a constant deep rumble, like that of distant thunder. Very occasionally it dies down to nothing, but only for a few seconds.	
23/05/2023 13:40	LFN very bad today, sounds like lorries passing between the buildings and the fence are actually right outside the house, even when in the back of the house.	
22/05/2023 10:12	Strong tonal hum dominant sound in every room in the house today, continuous, drowning out birdsong.	
19/05/2023 20:40	LFN has dominated this evening so far. It is like distant rumbling thunder.	
17/05/2023 18:58	On returning home today, the LFN is to an extent where I am again spending the evening in the Office.	

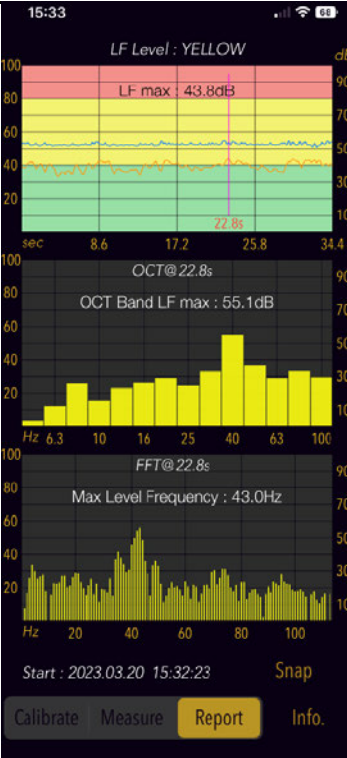
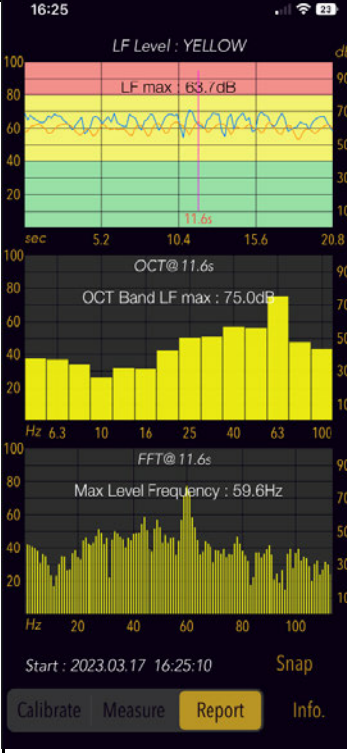
16/05/2023 16:22	Tonal noise present this morning, stopped after a few hours. LFN very bad all day.	
15/05/2023 14:00	Very heavy and dominating LFN today.	
14/05/2023 22:25	LFN present on and off all weekend, worse late afternoon and evening Sunday.	
07/05/2023 23:42	LFN very bad again this evening.	
06/05/2023 03:49	A warm night with the window open, frequently woken by LFN of passing lorries on the IBF breaking the silence.	
05/05/2023 23:23	Noise disruption continues, now disturbing sleep.	
05/05/2023 21:21	Came home early today to do some work in the garden and the LFN has been horrendous all evening. Very stressful and severely affected my enjoyment of this sunny evening.	
05/05/2023 04:46	A warm night, so opened the window. A continuous tonal hum/buzzing is present and dominating the background noise with the window open. Disturbing sleep. Sounds like from the truck stop.	
02/05/2023 21:45	It has been noisy all day, but have been out for part of it and the respite helped prevent it getting annoying until this evening when it has been relentless. Needing an early night, the noise in the house and particularly the bedroom is like living next to a motorway junction. I can hear every single HGV passing between the buildings and acoustic screen.	
01/05/2023 10:08	Regular occurrences of LFN likely from refrigerated trailers running for 5-10 minutes at a time then slowly disappearing most of the morning so far.	
22/04/2023 12:31	Continuous deep droning most of this morning is causing increasing discomfort.	
21/04/2023 18:03	Using the conservatory on Friday evening and LFN is making the experience very unpleasant. The sound of passing lorries as if they are right outside the house and the constant droning is the typical dominant noise in the evenings now.	
19/04/2023 19:56	First time able to use the living room in the evening in 2 weeks, LFN is heavy and very much disturbing the peace. Even with the TV volume turned up, the underlying deep thrum is ever present and varying.	
15/04/2023 22:13	Having an early night tonight, but the noise is like living next to a motorway.	
13/04/2023 04:00	Continuous, strong tonal hum present tonight, disrupting sleep. White noise insufficient to drown it out.	

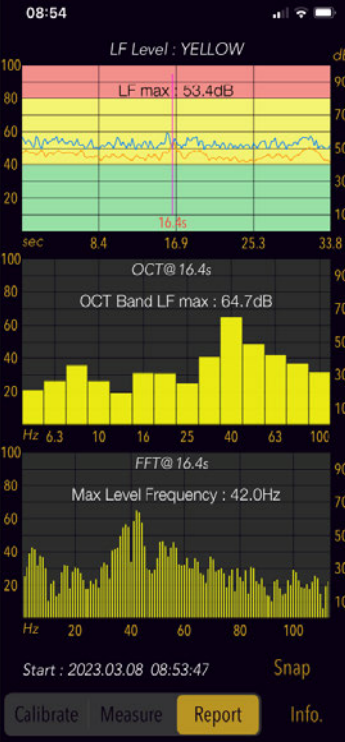
12/04/2023 08:47	Noise last night and this morning is disruptive with being either low frequency or continuous and tonal in nature. Constant "low growl" penetrating the house.	
10/04/2023 22:24	The weekend has been noticeably quiet and tranquil. From about 4pm today, noise began to intrude once more, occasional, sometimes constant but not for long. By late evening, the noise has nearly returned to its previous levels of disruption in the house.	
07/04/2023 08:36	8:30am, Good Friday morning, excessive noise and LFN. See reading taken in living room.	 <p>The screenshot displays a noise measurement application interface. At the top, it shows the time 08:35 and signal strength icons. The main display is divided into three sections: 1. 'LF Level: YELLOW' with a line graph showing noise levels over time, with a peak of 54.9dB. 2. 'OCT@ 1.4s' with a bar chart showing the maximum level in each octave band, with a peak of 66.3dB. 3. 'FFT@ 1.4s' with a bar chart showing the maximum level at each frequency, with a peak at 39.1Hz. The bottom of the screen shows the start time 'Start: 2023.04.07 08:34:29' and buttons for 'Calibrate', 'Measure', 'Report', and 'Info'.</p>
03/04/2023 22:40	Noise continues from the IBF. Needing to use background noise to attempt to sleep.	
03/04/2023 20:56	Rooms to the front of the house are unusable again this evening.	

02/04/2023 18:16	Using the conservatory this afternoon, warm after a sunny day, the LFN started about 5pm and steadily got worse till it was no longer bearable. See reading taken in conservatory. 65db @ 40 hz	 <p>18:14</p> <p>LF Level : YELLOW</p> <p>LF max : 54.7dB</p> <p>OCT@22.2s</p> <p>OCT Band LF max : 65.1dB</p> <p>FFT@22.2s</p> <p>Max Level Frequency : 42.0Hz</p> <p>Start : 2023.04.02 18:13:51</p> <p>Calibrate Measure Report Info.</p>
02/04/2023 04:10	LFN continues, disturbing sleep.	
01/04/2023 20:54	LFN in the living room again tonight. Has been present for the last 50 minutes.	
01/04/2023 04:55	LFN has continued all night affecting sleep. See reading taken.	 <p>04:54</p> <p>LF Level : GREEN</p> <p>LF max : 39.5dB</p> <p>OCT@23.0s</p> <p>OCT Band LF max : 50.7dB</p> <p>FFT@23.0s</p> <p>Max Level Frequency : 41.0Hz</p> <p>Start : 2023.04.01 04:53:47</p> <p>Calibrate Measure Report Info.</p>
31/03/2023 23:14	Video also taken to demonstrate persistence.	

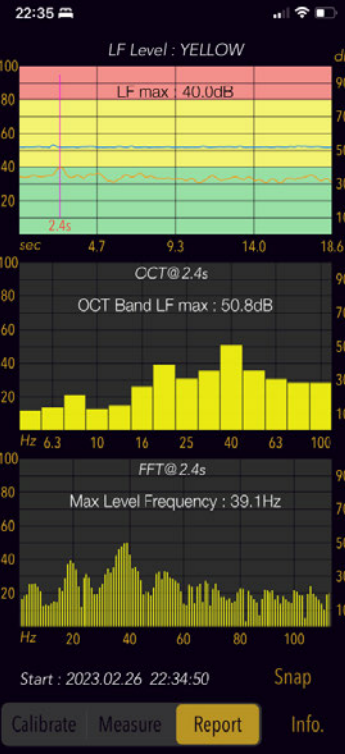
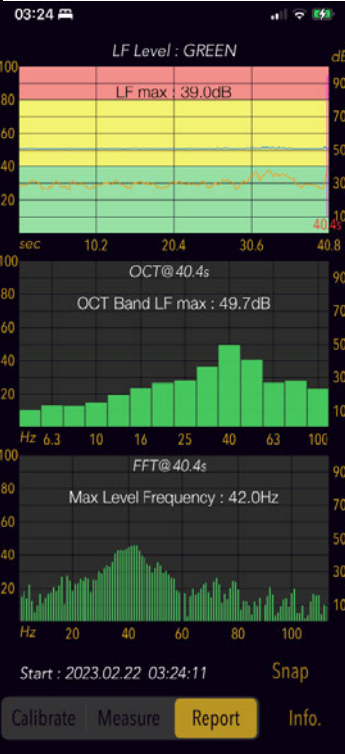
31/03/2023 23:13	Excessive tonal noise tonight, see reading taken from bedside table.	 <p>23:12</p> <p>Screen Recording Screen Recording video saved to Photos</p> <p>LF max : 38.1dB</p> <p>7.0s</p> <p>CCT@7.0s OCT Band LF max : 49.2dB</p> <p>FFT@7.0s Max Level Frequency : 41.0Hz</p> <p>Start : 2023.03.31 23:12:10 Snap</p> <p>Calibrate Measure Report Info.</p>
28/03/2023 09:37	Using the dining room this morning and the LFN continues, see screen shot of recording made in dining Room.	
28/03/2023 09:36	The noise from the truck stop subsided following the call, but a background rumble remained, had to use brown noise all night to sleep.	
28/03/2023 00:09	Excessive noise from the truck stop tonight. Called to complain. The IBF has also been noisy all day.	
26/03/2023 22:58	LFN continues at an unacceptable level. See reading taken in living room.	 <p>22:57</p> <p>LF Level : YELLOW</p> <p>LF max : 50.1dB</p> <p>4.2s</p> <p>CCT@4.2s OCT Band LF max : 61.3dB</p> <p>FFT@4.2s Max Level Frequency : 41.0Hz</p> <p>Start : 2023.03.26 22:57:02 Snap</p> <p>Calibrate Measure Report Info.</p>
26/03/2023 17:22	Noise continues.	

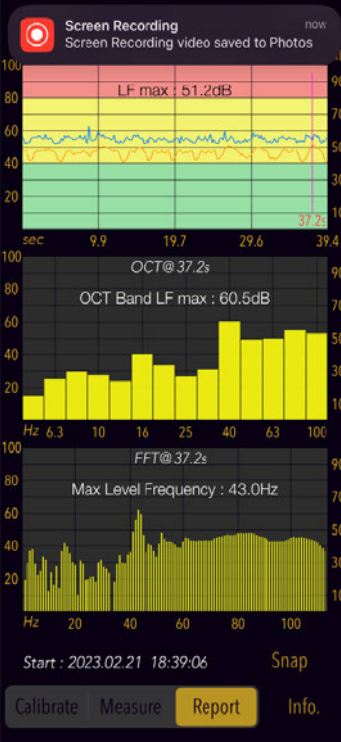
26/03/2023 12:39	General noise levels outside are excessive, partly drowning out the LFN and fully drowning out any birdsong and passing traffic.	
26/03/2023 12:37	We have had guests this morning, which has been difficult to deal with whilst the LFN has been so strong. It has reminded me how much we avoid using the rooms to the front of the house due to the frequent LFN issues. On investigating, the LFN is coming from the IBF site.	
26/03/2023 09:34	<p>LFN from about 8am (BST) starting to get frustrating. The LFN is strong enough to drown out the sound of passing cars. Being able to hear birdsong is a thing of the past.</p> <p>Music needs to be quite loud to drown out.</p> <p>Second reading taking in Living room.</p> <p>By comparison, LFN levels in the study are around 28db. Many times less than the rest of the house.</p>	 <p>The screenshot shows a noise measurement app interface. At the top, it says '09:36' and 'LF Level : YELLOW'. Below this, a line graph shows 'LF max : 51.5dB' over a time period from 5.5 to 22.0 seconds. The y-axis is labeled 'dB' and ranges from 10 to 100. Below the line graph is a bar chart labeled 'CCT@5.0s' showing 'OCT Band LF max : 62.4dB'. The x-axis is labeled 'Hz' with values 6.3, 10, 16, 25, 40, 63, 100. Below the bar chart is another bar chart labeled 'FFT@5.0s' showing 'Max Level Frequency : 37.1Hz'. The x-axis is labeled 'Hz' with values 20, 40, 60, 80, 100. At the bottom, it says 'Start : 2023.03.26 09:36:02' and 'Snap'. There are buttons for 'Calibrate', 'Measure', 'Report', and 'Info'.</p>
25/03/2023 22:29	First time using lounge for a few day's. LFN present at times during the evening. Sometimes not lasting long, other times longer.	
23/03/2023 04:06	Woken at 4am by LFN.	
21/03/2023 18:18	LFN experienced whilst having dinner	

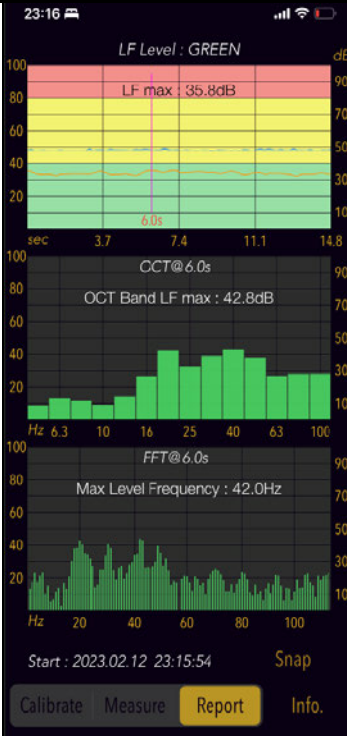
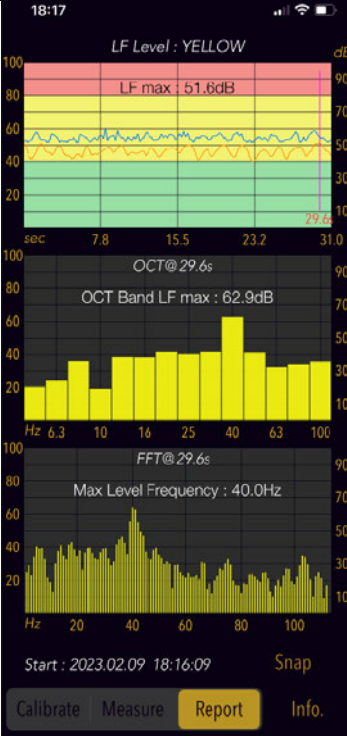
20/03/2023 15:34	LFN as normal, over 55db in 40hz octave in house. Noise dominates general background noises.	 <p>15:33</p> <p>LF Level : YELLOW</p> <p>LF max : 43.8dB</p> <p>OCT@22.8s</p> <p>OCT Band LF max : 55.1dB</p> <p>FFT@22.8s</p> <p>Max Level Frequency : 43.0Hz</p> <p>Start : 2023.03.20 15:32:23</p> <p>Calibrate Measure Report Info.</p>
18/03/2023 02:04	LFN continues, affecting sleep.	
17/03/2023 23:04	Noise continues, continuous and affecting sleep. With brown noise generator on, the tonal nature of the noise still dominates.	
17/03/2023 20:34	The evening has been full of LFN, occasionally continuous, occasionally momentary. It seems that all the conditioning to try to ignore the sound has been lost after being away for an extended period of time.	
17/03/2023 16:26	Arrived back from holiday and the whole house and garden are shrouded in loud, deep LFN. See reading taken inside.	 <p>16:25</p> <p>LF Level : YELLOW</p> <p>LF max : 63.7dB</p> <p>OCT@11.6s</p> <p>OCT Band LF max : 75.0dB</p> <p>FFT@11.6s</p> <p>Max Level Frequency : 59.6Hz</p> <p>Start : 2023.03.17 16:25:10</p> <p>Calibrate Measure Report Info.</p>

08/03/2023 08:55	About to leave for holiday and LFN is as bad as has become the norm. See reading taken in living room.	
07/03/2023 05:11	Haven't had a full nights sleep for about 2 weeks now.	
07/03/2023 05:10	Woken at 4:30 by tonal noise/LFN. Moved downstairs to see if it was better and it was just as bad.	
06/03/2023 08:21	Woken at 2am by tonal hum. Could not get back to sleep, so got up.	
05/03/2023 03:50	Woken by tonal hum phasing in and out.	
02/03/2023 19:55	First time since Monday that I am able to use our living room and the LFN is excessive! I managed 30 minutes trying to ignore it before it began to affect my mood and temper. Moved to the study.	
27/02/2023 22:23	LFN in the living room was very bad this evening. Could not continue using it and have been sat in the study since 9:30, the only room that seems to attenuate it, although can still hear it but only faintly.	

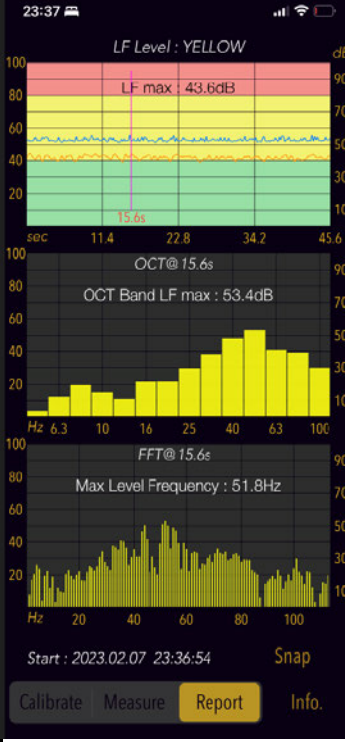
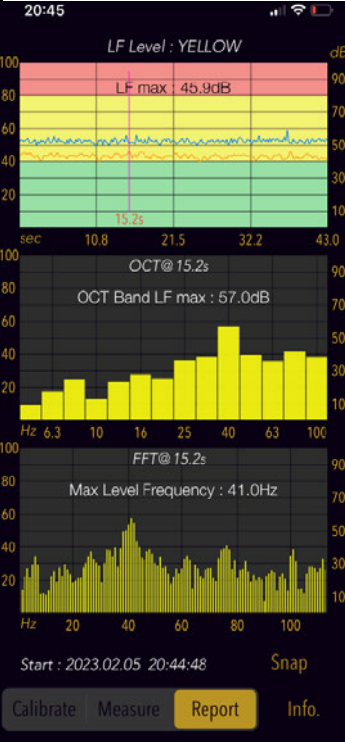
27/02/2023 14:48	After more than a week of interrupted sleep, I took the opportunity to get some sleep at lunch time, only to be continually disturbed by very deep LFN. See screenshot.	 <p>14:48</p> <p>LF Level : YELLOW</p> <p>LF max : 54.8dB</p> <p>27.0s</p> <p>OCT@ 27.0s</p> <p>OCT Band LF max : 66.3dB</p> <p>FFT@ 27.0s</p> <p>Max Level Frequency : 38.1Hz</p> <p>Start : 2023.02.27 14:47:37</p> <p>Calibrate Measure Report Info.</p>
27/02/2023 03:54	Woken by LFN	
26/02/2023 22:38	Clear, tonal noise around 40hz, 10-15db above neighbouring octaves.	
26/02/2023 22:37	Reading taken from living room sofa about 4.5m from the nearest window.	 <p>22:38</p> <p>LF Level : GREEN</p> <p>LF max : 34.6dB</p> <p>27.6s</p> <p>OCT@ 27.6s</p> <p>OCT Band LF max : 45.5dB</p> <p>FFT@ 27.6s</p> <p>Max Level Frequency : 39.1Hz</p> <p>Start : 2023.02.26 22:37:55</p> <p>Calibrate Measure Report Info.</p>

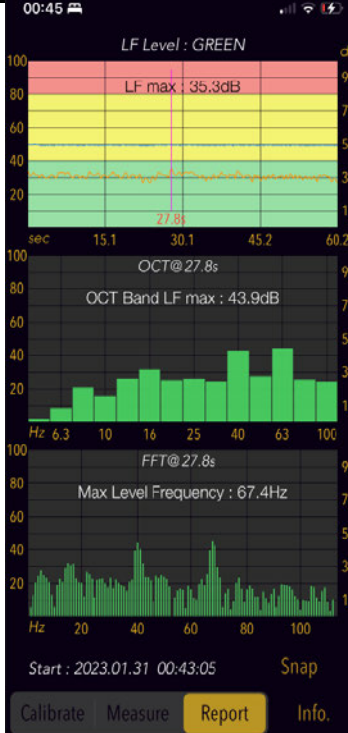
26/02/2023 22:36	The usual continuous LFN that's present this time of the night on most evenings. See screenshot of reading taken.	 <p>22:35</p> <p>LF Level : YELLOW</p> <p>LF max : 40.0dB</p> <p>CCT@2.4s</p> <p>OCT Band LF max : 50.8dB</p> <p>FFT@2.4s</p> <p>Max Level Frequency : 39.1Hz</p> <p>Start : 2023.02.26 22:34:50</p> <p>Calibrate Measure Report Info.</p>
24/02/2023 18:43	Another evening of LFN disturbing quiet enjoyment whilst entertaining guests is frustrating.	
24/02/2023 04:40	Woken by tonal/mechanical hum	
23/02/2023 22:50	High levels of LFN this evening. Sounds of lorries passing.	
22/02/2023 03:25	Woken at 3:20am by LFN. See readings taken. This is now 6 consecutive nights of disturbed sleep.	 <p>03:24</p> <p>LF Level : GREEN</p> <p>LF max : 39.0dB</p> <p>OCT@40.4s</p> <p>OCT Band LF max : 49.7dB</p> <p>FFT@40.4s</p> <p>Max Level Frequency : 42.0Hz</p> <p>Start : 2023.02.22 03:24:11</p> <p>Calibrate Measure Report Info.</p>

21/02/2023 18:41	Arrived home to a very unacceptable level of LFN. See reading taken in the kitchen.	
21/02/2023 06:08	Woken again by LFN.	
19/02/2023 18:18	Even with deep, relaxing background music, this Sunday evening is nothing but continual disturbances from LFN.	
18/02/2023 18:56	Intermittent LFN still continues.	
18/02/2023 15:33	Intermittent LFN all day has been dreadful. Sounds like lorries passing in front of windows. After two nights of disturbed sleep, it's distressing when trying to just get some quiet time.	
17/02/2023 23:41	LFN bad again tonight, from the point we got home to now, it's been continuous. It is causing difficulty falling asleep.	
17/02/2023 04:56	Noise continues.	
17/02/2023 04:14	Woken by LFN phasing in and out.	
16/02/2023 01:36	Continual tonal hum varying in intensity from one second to the next is affecting sleep.	
15/02/2023 21:56	LFN has now elevated itself to a level that can be heard over the TV.	
15/02/2023 21:40	The silence didn't last, a low level of background LFN has returned, although not to a level that I would usually log an entry here.	
15/02/2023 20:06	There is a noticeable absence of any LFN tonight. It is a stark contrast to a usual evening when pauses between dialogue on TV or music tracks would drop to a base level hum/'waffle' of LFN. It's such an oddly freeing and wonderful feeling.	
14/02/2023 21:48	LFN tonight is drowning out the TV, very frustrating.	

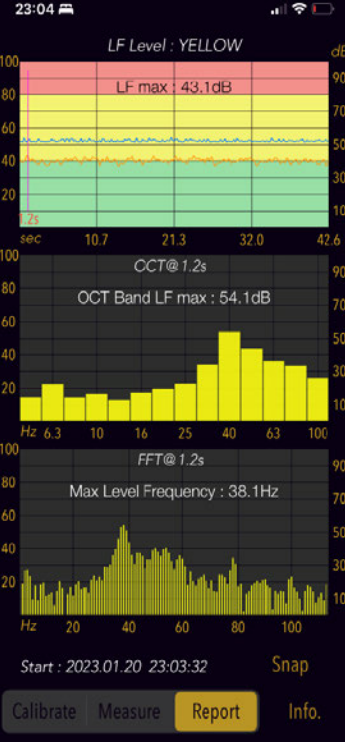
13/02/2023 23:43	Sleep disturbed by an intermittent droning (comes and goes every few seconds).	
12/02/2023 23:15	23:15 and LFN is present in the house. See reading.	 <p>The screenshot shows a sound level meter app interface. At the top, it says 'LF Level : GREEN' and 'LF max : 35.8dB'. Below this is a line graph showing sound level over time (sec) with markers at 3.7, 7.4, 11.1, and 14.8. The y-axis is in dB (10 to 100). Below the line graph is a bar chart labeled 'OCT@6.0s' showing 'OCT Band LF max : 42.8dB'. The x-axis is in Hz (6.3, 10, 16, 25, 40, 63, 100). Below that is another bar chart labeled 'FFT@6.0s' showing 'Max Level Frequency : 42.0Hz'. The x-axis is in Hz (20, 40, 60, 80, 100). At the bottom, it says 'Start : 2023.02.12 23:15:54' and has buttons for 'Calibrate', 'Measure', 'Report', and 'Info'.</p>
11/02/2023 20:20	Clearly LFN associated with a single refrigerated trailer. See video of reading, showing it running, then stopping and LFN dropping significantly.	
11/02/2023 20:00	LFN this evening making eating in the dining room unpleasant. Audible even with music playing.	
09/02/2023 18:19	The living room is unusable this evening due to very powerful LFN. See reading taken.	 <p>The screenshot shows a sound level meter app interface. At the top, it says 'LF Level : YELLOW' and 'LF max : 51.6dB'. Below this is a line graph showing sound level over time (sec) with markers at 7.8, 15.5, 23.2, and 31.0. The y-axis is in dB (10 to 100). Below the line graph is a bar chart labeled 'OCT@29.6s' showing 'OCT Band LF max : 62.9dB'. The x-axis is in Hz (6.3, 10, 16, 25, 40, 63, 100). Below that is another bar chart labeled 'FFT@29.6s' showing 'Max Level Frequency : 40.0Hz'. The x-axis is in Hz (20, 40, 60, 80, 100). At the bottom, it says 'Start : 2023.02.09 18:16:09' and has buttons for 'Calibrate', 'Measure', 'Report', and 'Info'.</p>
09/02/2023 16:52	Music used to block noise.	

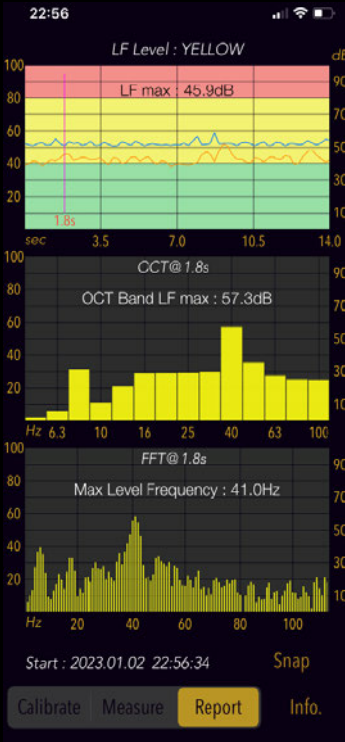
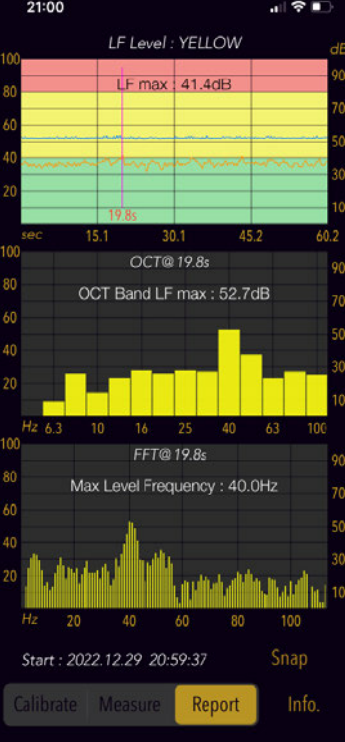
09/02/2023 16:52	Droning noticed most of today. Reading taken in living room.	 <p>The screenshot shows a sound level meter app interface. At the top, it displays '16:51' and signal strength icons. The main display area is divided into three sections: 'LF Level: YELLOW' with a peak level of 'LF max: 42.9dB' and a time of '9.0s'; 'CCT@9.0s' showing 'OCT Band LF max: 52.9dB'; and 'FFT@9.0s' showing 'Max Level Frequency: 39.1Hz'. The bottom section indicates 'Start: 2023.02.09 16:50:47' and includes buttons for 'Calibrate', 'Measure', 'Report', and 'Info'.</p>
08/02/2023 10:39	See example of typical daytime LFN experienced in conservatory.	 <p>The screenshot shows a sound level meter app interface. At the top, it displays '10:39' and signal strength icons. The main display area is divided into three sections: 'LF Level: YELLOW' with a peak level of 'LF max: 48.3dB' and a time of '9.2s'; 'CCT@9.2s' showing 'OCT Band LF max: 57.8dB'; and 'FFT@9.2s' showing 'Max Level Frequency: 40.0Hz'. The bottom section indicates 'Start: 2023.02.08 10:38:38' and includes buttons for 'Calibrate', 'Measure', 'Report', and 'Info'.</p>

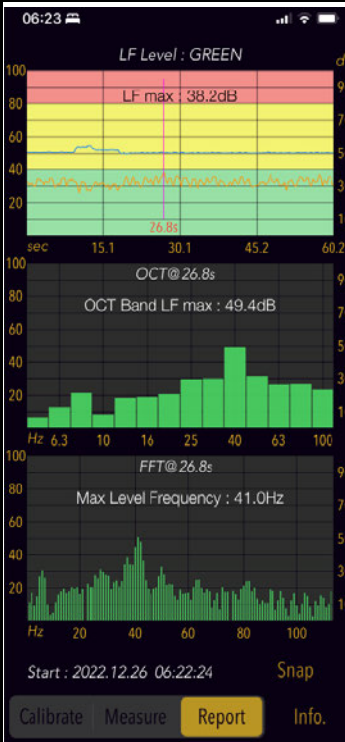
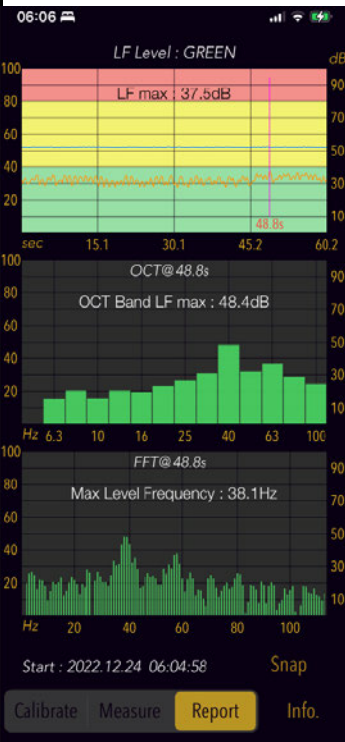
07/02/2023 23:39	LFN again tonight, a background rumble, see reading.	 <p>The screenshot shows a noise measurement app interface. At the top, it says '23:37'. The main display shows 'LF Level : YELLOW' with a peak level of 'LF max : 43.6dB'. Below this are three graphs: a time-domain waveform, an 'OCT@ 15.6s' spectrum showing 'OCT Band LF max : 53.4dB', and an 'FFT@ 15.6s' spectrum showing 'Max Level Frequency : 51.8Hz'. The bottom of the screen has buttons for 'Calibrate', 'Measure', 'Report', and 'Info', along with the start time 'Start : 2023.02.07 23:36:54' and a 'Snap' button.</p>
07/02/2023 05:40	Lot of noise from the Truck stop last night. Not LFN but more whooshing sound.	
06/02/2023 07:51	Very quiet night, but LFN started again early. Currently a low rumble in my dining room.	
05/02/2023 22:42	LFN continues (even with window now shut).	
05/02/2023 20:46	Steady constant LFN present from the IBF this evening. See reading, taken from living room. Window is open a 'crack' as we are using the wood burner.	 <p>The screenshot shows a noise measurement app interface. At the top, it says '20:45'. The main display shows 'LF Level : YELLOW' with a peak level of 'LF max : 45.9dB'. Below this are three graphs: a time-domain waveform, an 'OCT@ 15.2s' spectrum showing 'OCT Band LF max : 57.0dB', and an 'FFT@ 15.2s' spectrum showing 'Max Level Frequency : 41.0Hz'. The bottom of the screen has buttons for 'Calibrate', 'Measure', 'Report', and 'Info', along with the start time 'Start : 2023.02.05 20:44:48' and a 'Snap' button.</p>
03/02/2023 18:23	Very heavy, rumbling LFN in the living room tonight.	

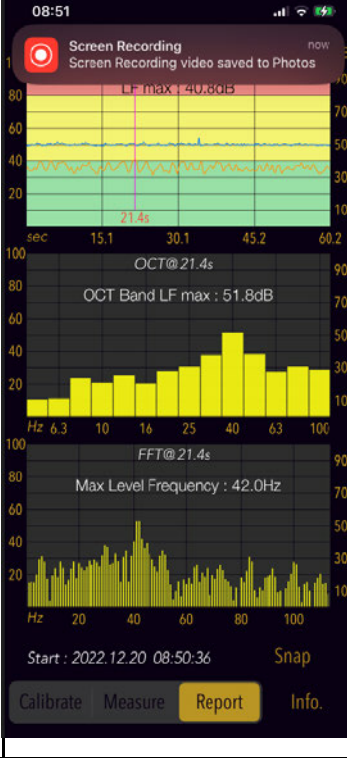
31/01/2023 23:23	LFN remains bad, currently like a distant rumble. The source is hard to determine, but there is definitely LFN coming from the IBF.	
31/01/2023 05:02	LFN continues, not a good nights sleep.	
31/01/2023 01:05	It's getting worse, with higher pitched noise introduced. Can only just make out the sound of a passing car on the road.	
31/01/2023 00:45	See screen shot	 <p>00:45</p> <p>LF Level : GREEN</p> <p>LF max : 35.3dB</p> <p>27.8s</p> <p>OCT@27.8s</p> <p>OCT Band LF max : 43.9dB</p> <p>Hz 6.3 10 16 25 40 63 100</p> <p>FFT@27.8s</p> <p>Max Level Frequency : 67.4Hz</p> <p>Hz 20 40 60 80 100</p> <p>Start : 2023.01.31 00:43:05 Snap</p> <p>Calibrate Measure Report Info.</p>
31/01/2023 00:45	LFN plus a tonal noise which comes and goes every few seconds tonight. Disturbing sleep.	
28/01/2023 08:53	LFN & tonal noise caused disturbed sleep from about 3:30 and then again at 5am. LFN continued, very heavy downstairs, until 8:50 when the noise disappeared.	

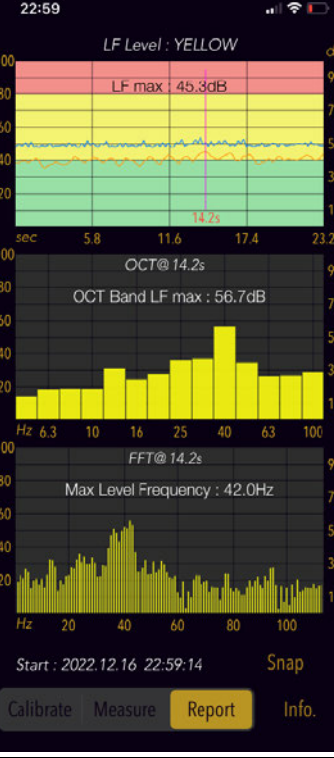
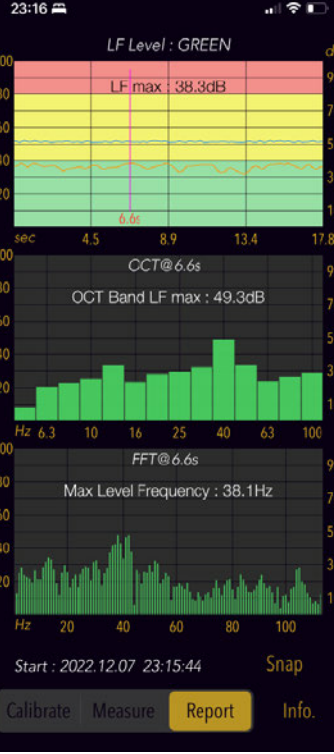
27/01/2023 18:24	Intermittent LFN has been present all day, occasionally continuous, other times like distant rumbling thunder which has the effect of putting you on edge.	
26/01/2023 20:02	Noise from passing engines at IBF and LFN from the truck stop is particularly disturbing tonight.	
24/01/2023 23:45	LFN continues, having difficulty sleeping.	
24/01/2023 18:10	A high speed train passed, the LFN persisted over the noise of the train.	
24/01/2023 18:05	Very heavy LFN this evening, sounds like continuous distant rumble of thunder. See reading taken at dining table.	
21/01/2023 14:33	LFN very bad today, comes and goes, but at times drowning out the general background noise. Working outside.	

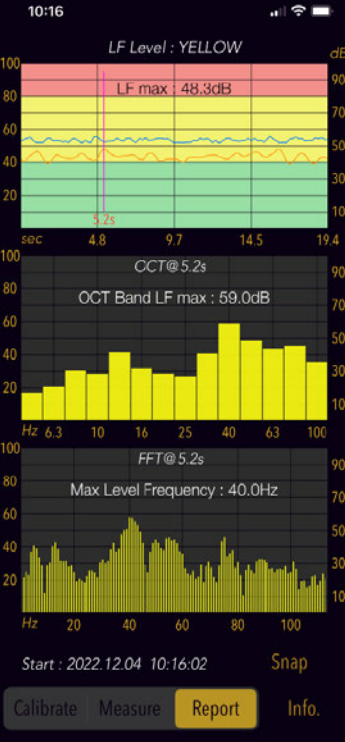
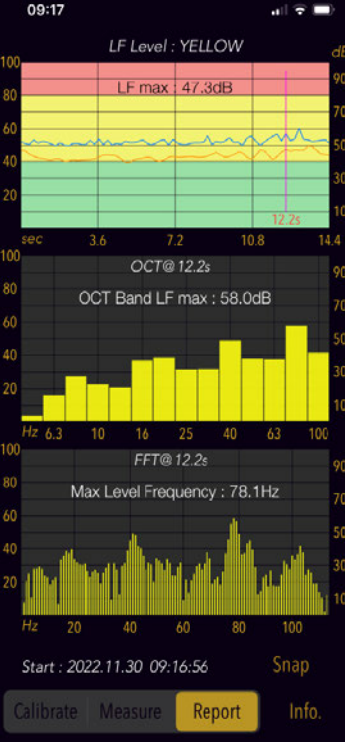
20/01/2023 23:05	Heavy, reverberating LFN tonight. See reading taken in living room.	 <p>The screenshot shows a noise measurement app interface. At the top, it says '23:04' and 'LF Level : YELLOW'. Below this is a line graph showing noise levels over time, with a peak labeled 'LF max : 43.1dB'. The x-axis is labeled 'sec' with values 10.7, 21.3, 32.0, and 42.6. Below the line graph is a bar chart labeled 'OCT@1.2s' showing 'OCT Band LF max : 54.1dB'. The x-axis is labeled 'Hz' with values 6.3, 10, 16, 25, 40, 63, and 100. Below the bar chart is another bar chart labeled 'FFT@1.2s' showing 'Max Level Frequency : 38.1Hz'. The x-axis is labeled 'Hz' with values 20, 40, 60, 80, and 100. At the bottom, it says 'Start : 2023.01.20 23:03:32' and 'Snap'. There are buttons for 'Calibrate', 'Measure', 'Report', and 'Info'.</p>
17/01/2023 08:03	LFN continued all night causing poor sleep and continues as of this moment.	
17/01/2023 00:51	LFN, disturbing sleep.	
15/01/2023 23:44	LFN continues, disturbing sleep.	
15/01/2023 22:21	LFN started around 9:30pm continuing as of the current time.	
13/01/2023 22:43	Disruption has continued all evening, with now continuous deep rumble. See recording taken demonstrating tonal noise.	
13/01/2023 21:06	Regular disturbances this evening, with continuous LFN in the living room.	
07/01/2023 04:02	Woken by LFN phasing in and out at 3:50 am with painful tension in chest, shoulders and neck.	
07/01/2023 04:00	Noise most of yesterday from the Truck stop which was added to at times with LFN from the IBF. It was a lovely sunny day so outside but the noise made it an unpleasant experience.	
03/01/2023 16:50	See screenshot of LFN being experienced this afternoon. Taken sitting in Eames chair in living room.	


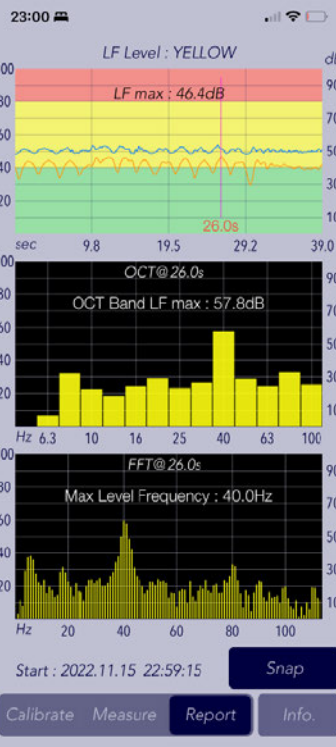
02/01/2023 21:38	Very heavy LFN started about 20 mins ago, seems to be getting stronger.	 <p>The screenshot shows a noise measurement app interface. At the top, it says '22:56' and 'LF Level: YELLOW'. Below this, a line graph shows 'LF max: 45.9dB' with a 1.8s time window. The graph has a y-axis from 20 to 100 dB and an x-axis from 0 to 14.0 seconds. Below the line graph is a bar chart labeled 'OCT@ 1.8s' showing 'OCT Band LF max: 57.3dB'. The bar chart has a y-axis from 20 to 100 dB and an x-axis with frequency markers at 6.3, 10, 16, 25, 40, 63, and 100 Hz. Below the bar chart is another bar chart labeled 'FFT@ 1.8s' showing 'Max Level Frequency: 41.0Hz'. The FFT chart has a y-axis from 20 to 100 dB and an x-axis from 20 to 100 Hz. At the bottom, it says 'Start: 2023.01.02 22:56:34' and has buttons for 'Calibrate', 'Measure', 'Report', and 'Info'.</p>
29/12/2022 23:49	LFN has stopped, but loud tonal humming from truck stop tonight. Disturbing sleep.	
29/12/2022 21:01	LFN has been there to varying extent all day. Noticeable even listening to music. See screen shot taken at 21:00	 <p>The screenshot shows a noise measurement app interface. At the top, it says '21:00' and 'LF Level: YELLOW'. Below this, a line graph shows 'LF max: 41.4dB' with a 19.8s time window. The graph has a y-axis from 20 to 100 dB and an x-axis from 0 to 60.2 seconds. Below the line graph is a bar chart labeled 'OCT@ 19.8s' showing 'OCT Band LF max: 52.7dB'. The bar chart has a y-axis from 20 to 100 dB and an x-axis with frequency markers at 6.3, 10, 16, 25, 40, 63, and 100 Hz. Below the bar chart is another bar chart labeled 'FFT@ 19.8s' showing 'Max Level Frequency: 40.0Hz'. The FFT chart has a y-axis from 20 to 100 dB and an x-axis from 20 to 100 Hz. At the bottom, it says 'Start: 2022.12.29 20:59:37' and has buttons for 'Calibrate', 'Measure', 'Report', and 'Info'.</p>
29/12/2022 10:07	Excessive noise from the IBF this morning, audible in the house and outside clearly coming from the IBF	
27/12/2022 02:44	More noise tonight causing broken sleep.	
26/12/2022 07:32	Noise noticeably disappeared. Now blissfully quiet.	

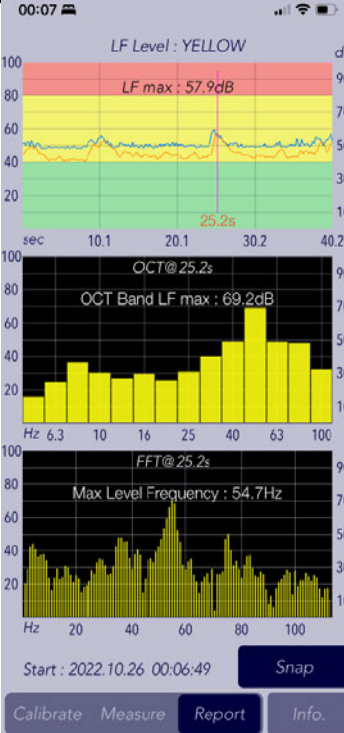
26/12/2022 06:27	Noise continues, very poor sleep, waking with Tension in neck and shoulders.	
24/12/2022 06:12	Bad nights sleep due to LFN through the night. See screenshot	
21/12/2022 17:03	General background LFN of passing lorries has persisted all day.	
21/12/2022 08:46	Whooshing subsided but LFN became more pronounced, was continuing as of 8:00am. Screen recording taken.	
21/12/2022 00:37	Very loud whooshing sound from Truck Stop tonight, can be heard inside, along with tonal LFN and a humming sound.	

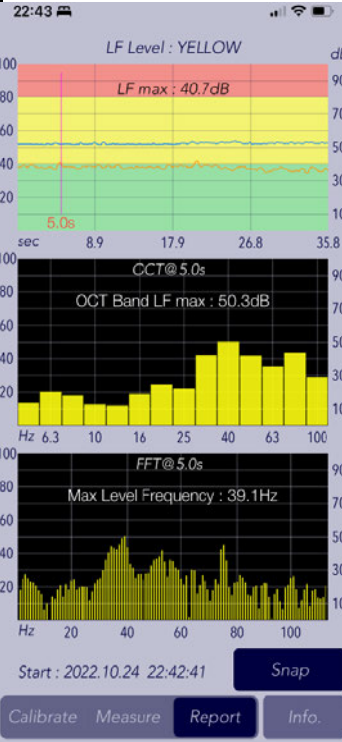
20/12/2022 08:58	LFN phasing in and out all morning so far. See screenshot and screen recording taken to demonstrate how it phases/surges	
17/12/2022 21:18	Back home after being out since 3pm. Loud whooshing sound from the Truck Stop is dominating the background noise levels, with intermittent LFN coming from the IBF	
17/12/2022 14:39	LFN present all day so far, very prominent outside in the morning, less so in the afternoon. Prevented pursuing hobbies in the garage.	
17/12/2022 07:26	Woken by LFN with muscle tension in neck and shoulders, typical of when there has been LFN for some time. Every time I got back to sleep I woke again with muscle tension. After another week of working long hours and late nights, it's a disturbance of the peace which has a detrimental affect on my wellbeing.	

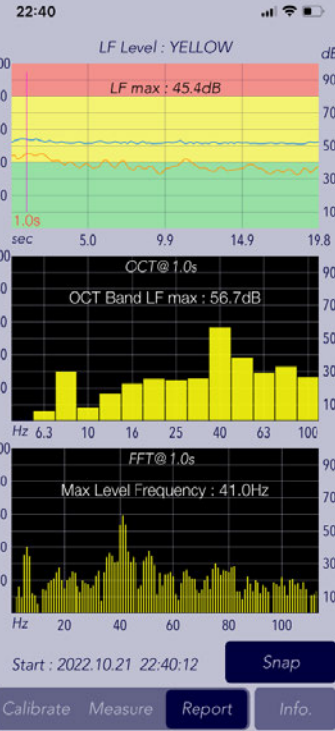

16/12/2022 22:52	General low level of LFN in the house all evening. Continues as of 22:52.	 <p>22:59</p> <p>LF Level : YELLOW</p> <p>LF max : 45.3dB</p> <p>OCT@ 14.2s</p> <p>OCT Band LF max : 56.7dB</p> <p>FFT@ 14.2s</p> <p>Max Level Frequency : 42.0Hz</p> <p>Start : 2022.12.16 22:59:14</p> <p>Calibrate Measure Report Info.</p>
08/12/2022 05:23	Noise persists disrupting sleep.	
08/12/2022 02:14	The noise continues, making it difficult to fall asleep and then causing shallow sleep, waking at 2:10am.	
07/12/2022 23:17	After being away for 3 nights, have come back to the noticeable LFN experienced in our living room. It is 11:16 pm and the app reads 49db at 40hz octave	 <p>23:16</p> <p>LF Level : GREEN</p> <p>LF max : 38.3dB</p> <p>OCT@ 6.6s</p> <p>OCT Band LF max : 49.3dB</p> <p>FFT@ 6.6s</p> <p>Max Level Frequency : 38.1Hz</p> <p>Start : 2022.12.07 23:15:44</p> <p>Calibrate Measure Report Info.</p>


04/12/2022 10:17	Noise continues, very audible in front of house. See screen shot from living room.	 <p>The screenshot shows a noise measurement app interface. At the top, it says 'LF Level : YELLOW'. Below that, 'LF max : 48.3dB' is displayed. The main display area contains three stacked graphs: a line graph for 'sec' (seconds) with a peak at 3.2s, a bar graph for 'OCT@5.2s' showing 'OCT Band LF max : 59.0dB', and a line graph for 'FFT@5.2s' showing 'Max Level Frequency : 40.0Hz'. The bottom of the screen shows the start time 'Start : 2022.12.04 10:16:02' and buttons for 'Calibrate', 'Measure', 'Report', and 'Info'.</p>
04/12/2022 07:03	Woken a number of times by LFN in the night. Was present on going to bed and still present this morning.	
02/12/2022 05:52	Woken by LFN	
30/11/2022 09:18	Severe noise disruption this morning coming from IBF screen shot taken. Can be heard throughout house.	 <p>The screenshot shows a noise measurement app interface. At the top, it says 'LF Level : YELLOW'. Below that, 'LF max : 47.3dB' is displayed. The main display area contains three stacked graphs: a line graph for 'sec' (seconds) with a peak at 12.2s, a bar graph for 'OCT@12.2s' showing 'OCT Band LF max : 58.0dB', and a line graph for 'FFT@12.2s' showing 'Max Level Frequency : 78.1Hz'. The bottom of the screen shows the start time 'Start : 2022.11.30 09:16:56' and buttons for 'Calibrate', 'Measure', 'Report', and 'Info'.</p>
29/11/2022 05:25	Woken by LFN at around 5am. A deep surging.	
21/11/2022 05:35	Couldn't get back to sleep so got up	

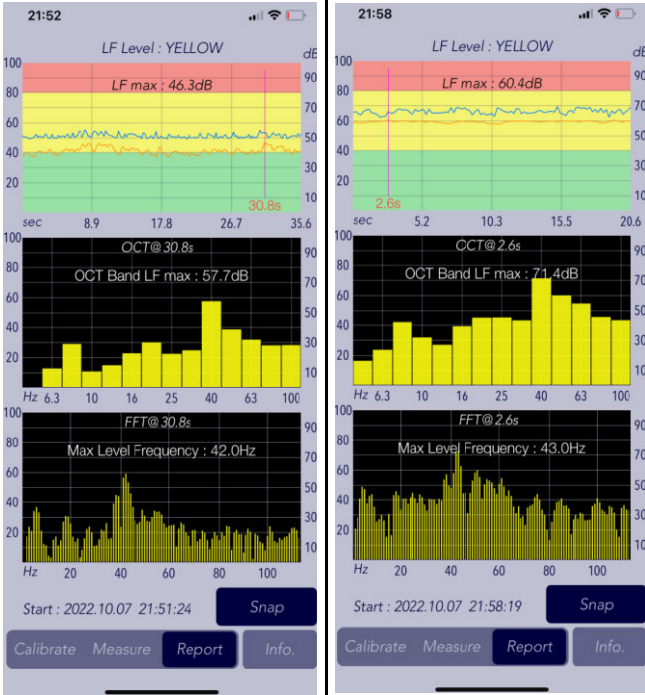
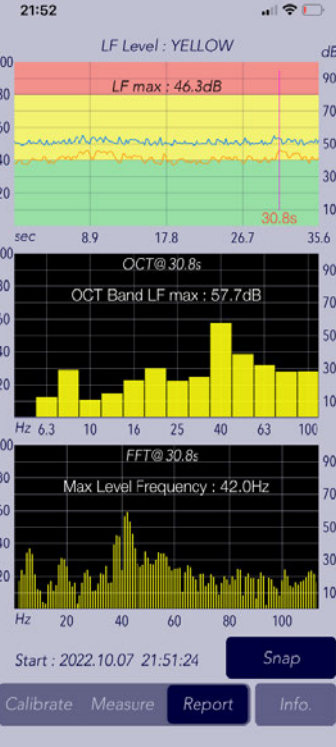
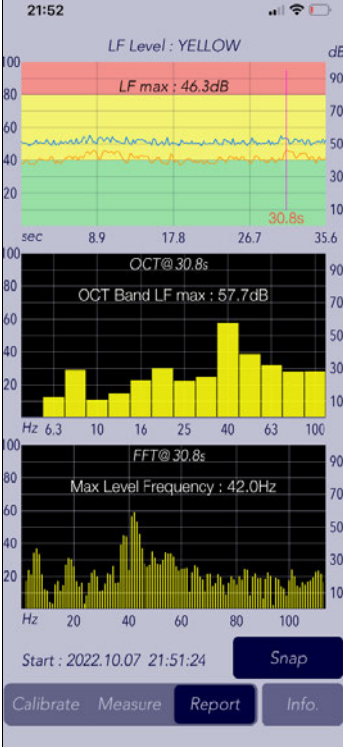
21/11/2022 03:58	<p>Difficulty sleeping now that IBF generator is operating again. Readings taken showing tonal noise along with screen recording.</p>	
15/11/2022 23:33	Screen record taken of 'surging' LFN	
15/11/2022 23:01	Very bad LFN tonight, believed from the truck stop	
12/11/2022 23:09	No generator tonight, but LFN is back, sounds like it's coming from the Truck Stop	
11/11/2022 23:06	<p>The generator noise from the IBF has continued now for 7 consecutive days, affecting our use of the house and ability to sleep peacefully. We have also had significant noise disturbance airborne and through the ground from Waterbrook today.</p>	

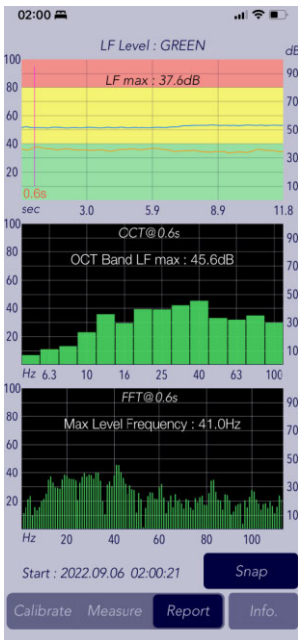
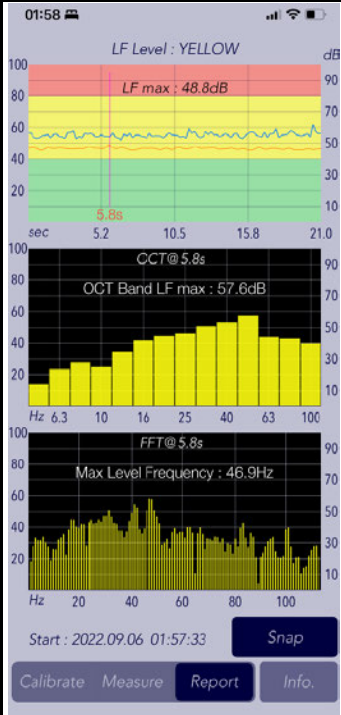
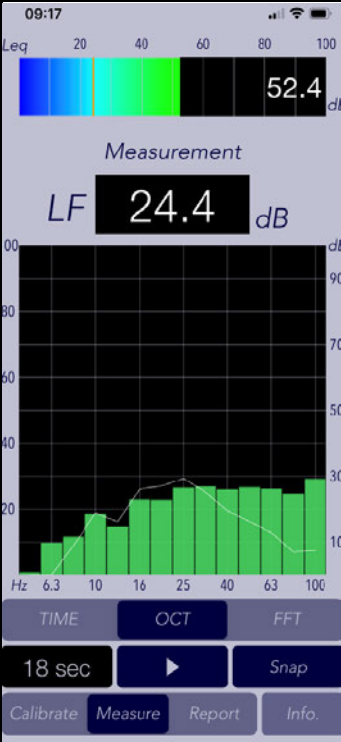
09/11/2022 05:00	Terrible nights sleep, 3rd time of waking up with noise.	
09/11/2022 00:03	Noise continues since the weekend. Preventing me from sleeping tonight. We we're informed yesterday we are due 2 more weeks of this noise disruption.	
06/11/2022 13:59	Noise continues, only place it is not audible (with music playing) is in the fireplace, which is where I have spent the morning avoiding it.	
06/11/2022 09:12	The same noise continues this morning, audible throughout the house, despite the wind and heavy rain.	
06/11/2022 00:48	Background tonal droning and LFN from the IBF since the early hours on Saturday 5th, continuing as of now. It is the only sound both outside and inside the house and can be heard in every room. Has made today a very uncomfortable and irritable experience.	
02/11/2022 05:33	Woken twice by LFN phasing in and out at 2am and at 5:30	
28/10/2022 23:47	All quiet from the IBF tonight, but loud whooshing sound from Truck Stop.	
27/10/2022 23:06	Continuous Tonal + LFN noise started just after 11pm.	
27/10/2022 22:24	Quietened down after 10.	
27/10/2022 21:16	Tonight, the tonal hum we have been experiencing has been replaced by the return of the deep LFN. I haven't been able to use the living room all evening.	
26/10/2022 22:15	Arrive home again to the continuous droning of refrigeration trailers or other engine running under load.	
26/10/2022 00:08	During reading taken tonight, a good example of how passing lorries within the IBF cause noise peaks.	 <p>The screenshot displays a noise measurement application interface. At the top, it shows the time '00:07' and signal status icons. The main display area is divided into three sections: 1. A line graph titled 'LF Level : YELLOW' showing noise levels over time, with a peak labeled 'LF max : 57.9dB' and a duration of '25.2s'. 2. A bar chart titled 'OCT @ 25.2s' showing the frequency spectrum, with a peak labeled 'OCT Band LF max : 69.2dB'. 3. A bar chart titled 'FFT @ 25.2s' showing the frequency spectrum, with a peak labeled 'Max Level Frequency : 54.7Hz'. The bottom of the screen features a 'Start' timestamp '2022.10.26 00:06:49' and buttons for 'Snap', 'Calibrate', 'Measure', 'Report', and 'Info'.</p>

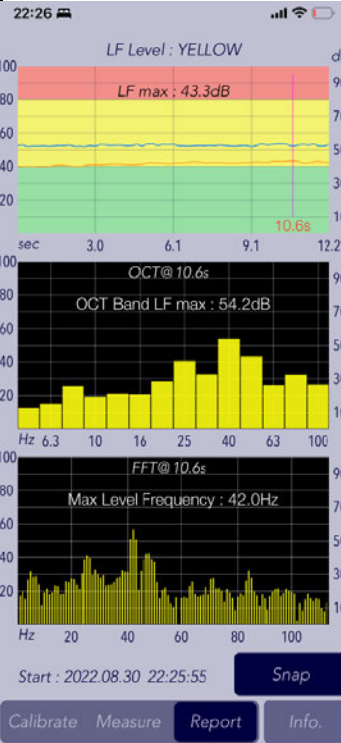
26/10/2022 00:04	Midnight and noise continues.	
25/10/2022 22:02	Arrived home to the background drone of stationary engines running under load. Could hear it sitting in my car.	
24/10/2022 22:44	LFN levels high in Living room. See reading.	 <p>The screenshot shows a noise measurement application interface. At the top, it displays '22:43' and signal strength icons. The main display area is divided into three sections: <ul style="list-style-type: none"> Top Section: 'LF Level : YELLOW' with a color-coded background (red, yellow, green). It shows 'LF max : 40.7dB' and a '5.0s' duration. The x-axis is labeled 'sec' with values 8.9, 17.9, 26.8, 35.8. The y-axis is labeled 'dB' with values 10, 20, 30, 40, 50, 60, 70, 80, 90, 100. Middle Section: 'OCT@5.0s' showing 'OCT Band LF max : 50.3dB'. It features a bar chart with frequency labels (Hz) at 6.3, 10, 16, 25, 40, 63, 100. The y-axis is labeled 'dB' with values 10, 20, 30, 40, 50, 60, 70, 80, 90, 100. Bottom Section: 'FFT@5.0s' showing 'Max Level Frequency : 39.1Hz'. It features a line graph with frequency labels (Hz) at 20, 40, 60, 80, 100. The y-axis is labeled 'dB' with values 10, 20, 30, 40, 50, 60, 70, 80, 90, 100. At the bottom, there are buttons for 'Calibrate', 'Measure', 'Report', and 'Info'. The 'Start' time is '2022.10.24 22:42:41'. </p>
24/10/2022 22:07	Noise again tonight, occasionally very strong at times but only short (around 30 mins) but still underlying background hum all evening.	
23/10/2022 23:14	As of now, no noise and it's so noticeably quiet it's like taking a deep breath of cool fresh air.	
23/10/2022 22:24	The tonal noise in the house was present most of the weekend. Disappeared in the early hours on Sunday morning, but returned Sunday and continues as of this time although fading in and out every few seconds. Weather is wet and windy which can be heard outside, but tonal hum and LFN is still dominant.	
22/10/2022 23:45	LFN in living room made room unusable this evening. Struggling to get to sleep with the only noise in the house being the clear, audible deep droning of an engine.	

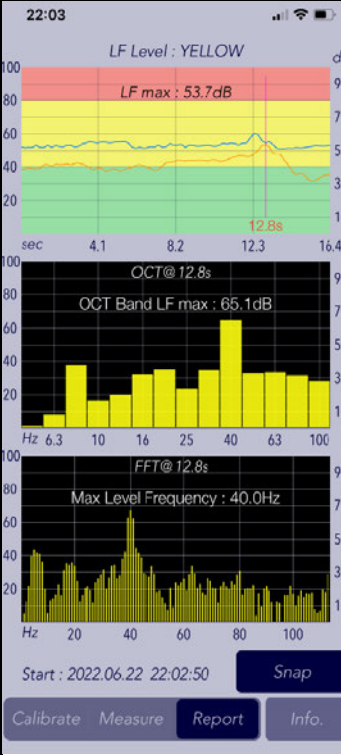
21/10/2022 22:41	Droning again tonight. Reading taken. Still audible despite being very windy.	 <p>22:40</p> <p>LF Level : YELLOW</p> <p>LF max : 45.4dB</p> <p>OCT@ 1.0s</p> <p>OCT Band LF max : 56.7dB</p> <p>FFT@ 1.0s</p> <p>Max Level Frequency : 41.0Hz</p> <p>Start : 2022.10.21 22:40:12</p> <p>Snap</p> <p>Calibrate Measure Report Info.</p>
21/10/2022 00:49	Droning & LFN again tonight. Reading inside the house taken and video's taken around the site. Contacted DfT again.	 <p>23:45</p> <p>LF Level : YELLOW</p> <p>LF max : 45.0dB</p> <p>OCT@ 13.4s</p> <p>OCT Band LF max : 53.5dB</p> <p>FFT@ 13.4s</p> <p>Max Level Frequency : 75.2Hz</p> <p>Start : 2022.10.20 23:45:01</p> <p>Snap</p> <p>Calibrate Measure Report Info.</p>
20/10/2022 09:43	Some noise this morning but more distant than yesterday. However, still noticeable inside.	
20/10/2022 00:27	Noise continues, although was quiet when arriving home and is intermittent	

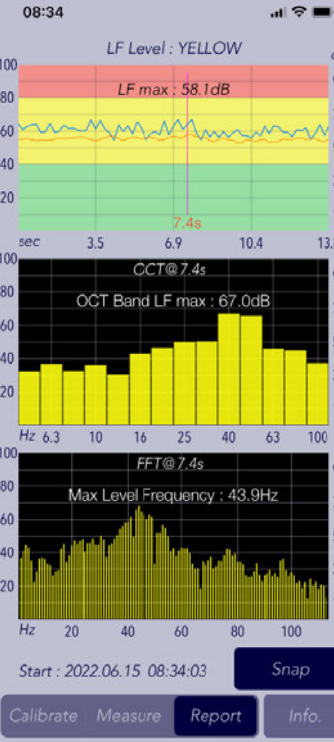
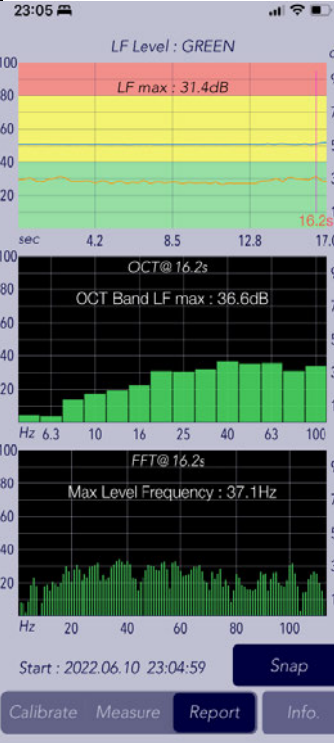
19/10/2022 00:50	Noise continues. Walked Church Road and noise is clearly from refrigerated trailers or other engines in southern part of the site.	 <p>The screenshot shows a noise measurement application interface. At the top, it displays '00:43' and signal strength icons. The main display area is divided into three sections: <ul style="list-style-type: none"> Top Section: 'LF Level : YELLOW' with a color-coded bar (red, yellow, green) and 'LF max : 45.9dB'. The y-axis is labeled 'dE' and ranges from 10 to 100. The x-axis is labeled 'sec' and ranges from 0 to 22.2. Middle Section: 'CCT@4.6s' showing 'OCT Band LF max : 56.7dB'. It features a bar chart with frequency markers at 6.3, 10, 16, 25, 40, 63, and 100 Hz. The y-axis ranges from 10 to 100. Bottom Section: 'FFT@4.6s' showing 'Max Level Frequency : 42.0Hz'. It features a line graph with frequency markers at 20, 40, 60, 80, and 100 Hz. The y-axis ranges from 10 to 100. At the bottom, there are buttons for 'Calibrate', 'Measure', 'Report', and 'Info', along with a 'Snap' button and a timestamp 'Start : 2022.10.19 00:42:36'.</p>
18/10/2022 22:03	Noise continues	
18/10/2022 14:25	Same Noise disturbance continues	
18/10/2022 07:48	Same noise persisted all night and continues.	
18/10/2022 00:56	Strong LFN with droning disturbing sleep. Worse than it has been for some time.	
17/10/2022 00:01	Although quieter, the noise seems to be continuing	
16/10/2022 23:54	Droning continued, finished about 11pm	
16/10/2022 20:03	Background drone and LFN in house all afternoon, still ongoing. From IBF	
16/10/2022 08:09	Woken again by low pitched tonal drone of refrigeration trailer engine(s).	
15/10/2022 05:27	Woken by tonal hum. After a week of late nights and early mornings, this was my opportunity to catch up on sleep.	
14/10/2022 23:13	LFN affecting getting to sleep tonight.	
10/10/2022 21:39	Tonal noise disturbance most of today again, from around 7am and continuing as of 9:30 pm	
09/10/2022 18:55	Tonal noise most of the day and into the evening audible in the house. Appears to be coming from the IBF. Is noticeably intermittent, on then off, mostly on!	
09/10/2022 11:56	Intermittent noise all morning whilst entertaining.	

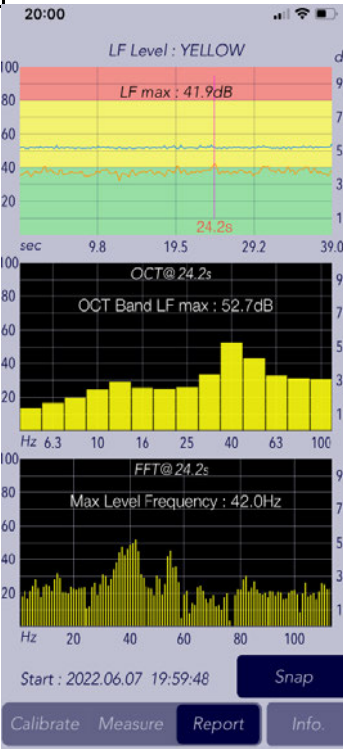
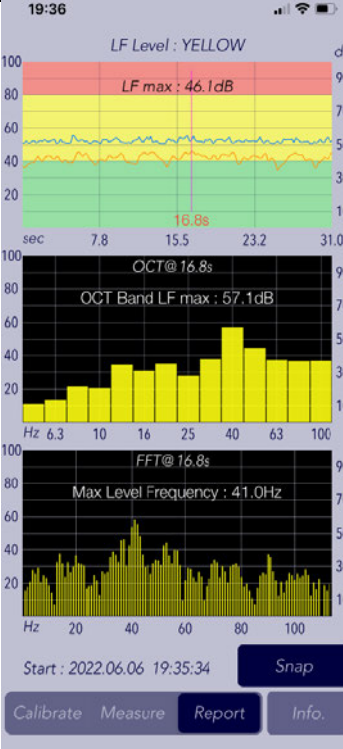
07/10/2022 22:08	First reading taken in the living room, second reading outside.		
07/10/2022 21:53	LFN this evening, see screenshot.		
07/10/2022 06:11	Generally various brief disturbances over the last week, woken by persistent tonal noise this morning		
25/09/2022 09:41	Returned from leave, LFN present this morning, not pleasant. Having been away, it seems all the more noticeable.		
09/09/2022 15:07	Waterbrook very noisy again today, sounds like construction noise including ground compactors (low pitch rumble through the floor) but what else could they still be doing?		
09/09/2022 06:16	LFN all night, ended about 6:10am		

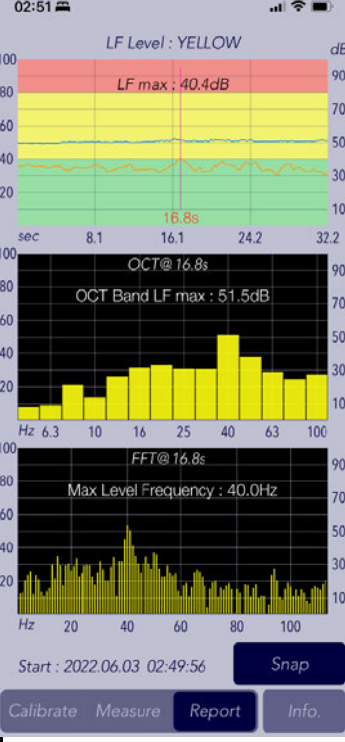
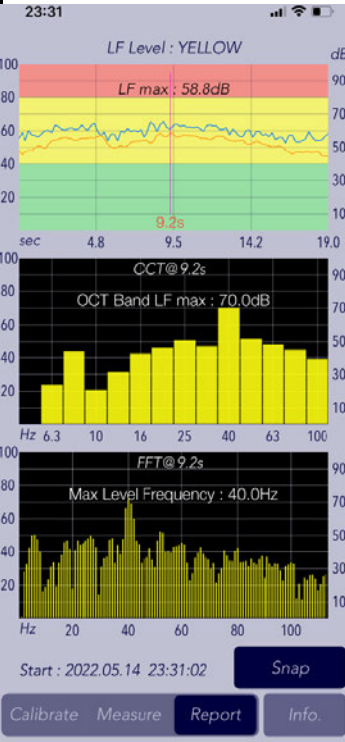
06/09/2022 01:59	Significant noise from the IBF tonight. See LFN reading taken outside. One at the rear of the house, one at the front.	  <p>Front</p>
06/09/2022 00:52	Tonal noise disruption very prominent yesterday.	
04/09/2022 12:48	Background LFN whilst relaxing in the garden. Became unbearable after about 30 minutes and went inside.	
04/09/2022 06:16	Tonal noise returned. Sounds like refrigeration unit not on electric hookup.	
04/09/2022 05:38	Tonal noise returned	
04/09/2022 04:52	Woken by tonal noise about 30 minutes ago. Window is open.	
02/09/2022 22:55	LFN present again tonight.	
31/08/2022 09:18	Took reference reading of normal background LFN at this time	

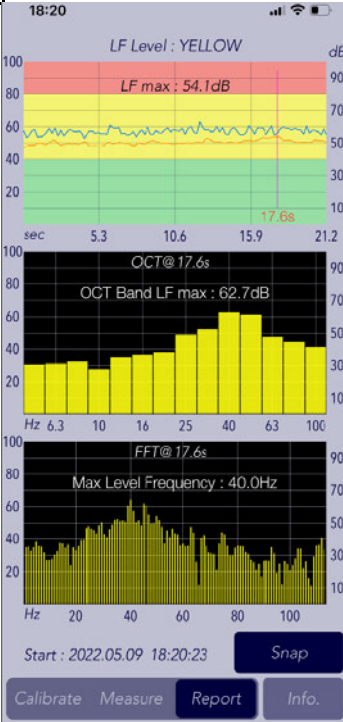
31/08/2022 06:57	Woken At 6:18 by noise, passed around 30 minutes later	
30/08/2022 22:32	LFN present now. See screenshot. 54 DB 40hz octave band.	 <p>The screenshot shows a noise measurement application interface. At the top, it displays '22:26' and signal strength icons. The main section shows 'LF Level : YELLOW' and 'LF max : 43.3dB'. Below this are three graphs: 'OCT@ 10.6s' showing 'OCT Band LF max : 54.2dB', 'FFT@ 10.6s' showing 'Max Level Frequency : 42.0Hz', and a third graph showing '10.6s'. The bottom of the screen has buttons for 'Calibrate', 'Measure', 'Report', and 'Info', along with a 'Snap' button and a 'Start : 2022.08.30 22:25:55' timestamp.</p>
30/08/2022 22:30	LFN present whilst sitting in living room this evening. Using chairs by windows for first time in months and even then for only an hour or so affects how we use our house.	
30/08/2022 22:29	Monday night (29th Aug) tonal/LFN was back all night. Window was closed but still clearly audible and resulted in significant sleep disturbance.	
26/08/2022 06:21	Woken this morning by continuous tonal noise	
16/08/2022 10:18	Continuous tonal hum this morning (at 6:30 and continuing through to when I left around 7am) Clearly from IBF	
15/08/2022 09:37	Tonal hum in garden, sounds like chiller equipment. Has plagued using the garden over the weekend. From Waterbrook direction.	
15/08/2022 09:36	Example of problem with lorries - see cctv at this time.	
12/08/2022 22:51	LFN bad this evening, prevented use of living room again. Continues as of 10:50.	
10/08/2022 07:50	Noise has been worse lately, both during the day and at night. However, evenings particularly bad.	
06/08/2022 05:27	Woken by LFN this morning in the early hours. Closed windows but still present.	
27/07/2022 05:29	Woken by LFN/drone windows closed	
10/07/2022 23:08	Continuous LFN drone / hum from truck stop tonight. Very audible with window open, having to chose between ventilation or a hot stuffy night.	

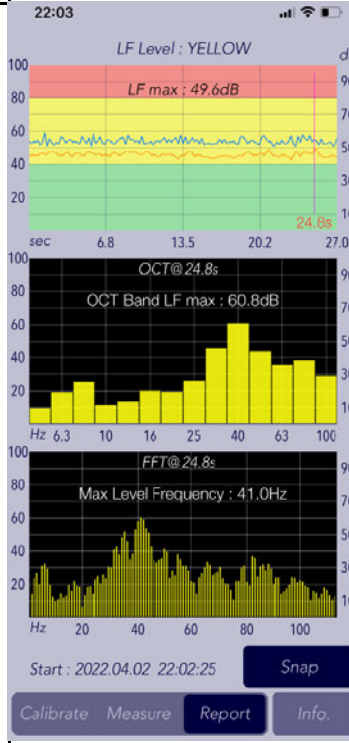
08/07/2022 11:03	Warm day with windows open, LFN and continuous reversing beeping disturbing what should be a peaceful day. Audio recording taken.	
03/07/2022 23:09	LFN audible (warm night, window open) investigated, Refrigerated trailer clearly dominant noise source on footpath near Bridge Cottage.	
30/06/2022 14:03	After a relatively quiet few days, tonal hum and LFN returned today, can be heard everywhere in the house and particularly loud outside, unpleasant and prevented any form of relaxation during lunch.	
25/06/2022 04:35	So blissfully quiet tonight , only awake due to COVID	
22/06/2022 23:27	Window open again tonight and another night of general noise including reversing beepers.	
22/06/2022 22:04	Drone has developed into LFN, very disruptive tonight.	 <p>The screenshot shows a noise measurement app interface. At the top, it displays '22:03' and 'LF Level : YELLOW'. Below this, a line graph shows 'LF max : 53.7dB' with a peak at 12.8s. The x-axis is labeled 'sec' with markers at 4.1, 8.2, 12.3, and 16.4. The y-axis is labeled 'dB' with a scale from 10 to 100. Below the line graph is a bar chart labeled 'OCT@ 12.8s' showing 'OCT Band LF max : 65.1dB'. The x-axis is labeled 'Hz' with markers at 6.3, 10, 16, 25, 40, 63, and 100. The y-axis is labeled 'dB' with a scale from 10 to 100. Below the bar chart is another bar chart labeled 'FFT@ 12.8s' showing 'Max Level Frequency : 40.0Hz'. The x-axis is labeled 'Hz' with markers at 20, 40, 60, 80, and 100. The y-axis is labeled 'dB' with a scale from 10 to 100. At the bottom, there are buttons for 'Calibrate', 'Measure', 'Report', and 'Info'. The 'Start' time is '2022.06.22 22:02:50'.</p>
22/06/2022 21:16	Droning present again tonight, audible in the living room.	
22/06/2022 13:53	LFN obstructing use of garden and conservatory. Also audible in the house at times. Noise is intermittent but continuous, not 'passing' as though traffic.	
20/06/2022 21:14	LFN impacting use of conservatory again tonight	
20/06/2022 13:56	After being away, the tonal noise is noticeable on our first day back, affecting the use of our garden and conservatory.	

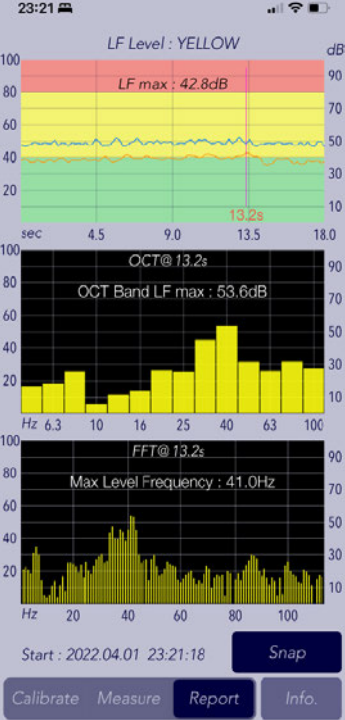
15/06/2022 08:35	See reading taken in conservatory.	 <p>The screenshot shows a noise measurement app interface. At the top, the time is 08:34. The 'LF Level' is indicated as 'YELLOW'. The 'LF max' is 58.1dB. Below this, there are three graphs: a line graph for 'OCT@ 7.4s' showing 'OCT Band LF max : 67.0dB', a bar graph for 'FFT@ 7.4s' showing 'Max Level Frequency : 43.9Hz', and a smaller line graph for 'Max Level Frequency : 43.9Hz'. The bottom of the screen shows a 'Start' time of 2022.06.15 08:34:03 and buttons for 'Calibrate', 'Measure', 'Report', and 'Info'.</p>
15/06/2022 08:35	LFN is extremely bad this morning, prevented use of the conservatory and garden.	
14/06/2022 04:14	LFN continued all night disturbing sleep.	
13/06/2022 20:22	LFN present this evening, retreated to the office where the LFN is least noticeable	
10/06/2022 23:11	Blissfully quiet tonight. Reading taken To demonstrate difference	 <p>The screenshot shows a noise measurement app interface. At the top, the time is 23:05. The 'LF Level' is indicated as 'GREEN'. The 'LF max' is 31.4dB. Below this, there are three graphs: a line graph for 'OCT@ 16.2s' showing 'OCT Band LF max : 36.6dB', a bar graph for 'FFT@ 16.2s' showing 'Max Level Frequency : 37.1Hz', and a smaller line graph for 'Max Level Frequency : 37.1Hz'. The bottom of the screen shows a 'Start' time of 2022.06.10 23:04:59 and buttons for 'Calibrate', 'Measure', 'Report', and 'Info'.</p>
10/06/2022 08:15	Attempted to ignore, but impossible to when feeling of nausea start.	
10/06/2022 08:15	LFN prominent this morning, affecting mood.	
09/06/2022 19:55	LFN this evening prevented comfortable use of the conservatory.	


08/06/2022 01:36	LFN continues!	
07/06/2022 20:01	LFN continues, see reading taken in living room (about 4m from the nearest window)	
07/06/2022 13:16	LFN present most of the morning and particularly noticeable in the conservatory. Using a desk fan for white noise, but LFN is still audible.	
07/06/2022 02:08	LFN continues!	
06/06/2022 21:16	LFN continues	
06/06/2022 19:37	Reading is from living room and prevented it's use this evening.	
06/06/2022 19:36	Strong LFN present again this evening, checked with LFN detector, see screen shot.	

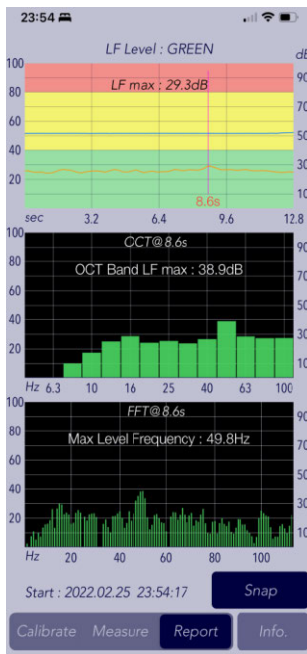
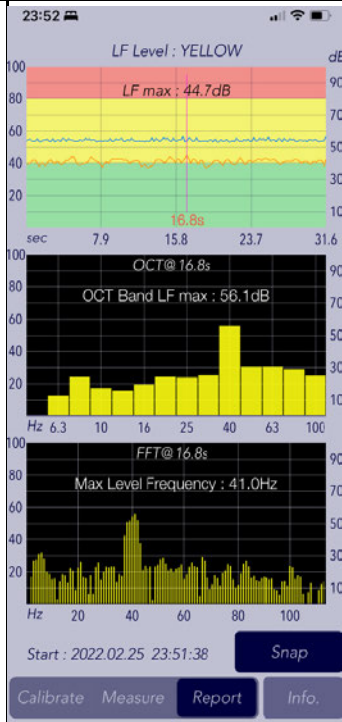
03/06/2022 02:52	LFN present, disturbing sleep see screen shot	 <p>The screenshot shows an LFN measurement app interface. At the top, it says 'LF Level : YELLOW'. Below that, a line graph shows the LF max: 40.4dB. The x-axis is labeled 'sec' with values 8.1, 16.1, 24.2, and 32.2. The y-axis is labeled 'dB' with values from 10 to 100. Below the line graph is a bar chart labeled 'OCT@ 16.8s' showing 'OCT Band LF max : 51.5dB'. The x-axis is labeled 'Hz' with values 6.3, 10, 16, 25, 40, 63, and 100. The y-axis is labeled 'dB' with values from 10 to 100. Below the bar chart is another bar chart labeled 'FFT@ 16.8s' showing 'Max Level Frequency : 40.0Hz'. The x-axis is labeled 'Hz' with values 20, 40, 60, 80, and 100. The y-axis is labeled 'dB' with values from 10 to 100. At the bottom, it says 'Start : 2022.06.03 02:49:56' and has buttons for 'Snap', 'Calibrate', 'Measure', 'Report', and 'Info'.</p>
02/06/2022 10:17	Very strong LFN, especially outside this morning, preventing enjoyment of the garden. 68db in 40hz 1/3rd octave band	
01/06/2022 20:10	Excessive LFN whilst having dinner in the conservatory this evening. Had to go inside before we were ready to.	
30/05/2022 22:06	Noise noticeable at lunch time and during the evening in the living room.	
16/05/2022 00:11	Noise again tonight, sounds higher frequency than normal, outside it sounds like it is coming from the Truck stop.	
14/05/2022 23:31	See reading of LFN at gate this evening.	 <p>The screenshot shows an LFN measurement app interface. At the top, it says 'LF Level : YELLOW'. Below that, a line graph shows the LF max: 58.8dB. The x-axis is labeled 'sec' with values 4.8, 9.5, 14.2, and 19.0. The y-axis is labeled 'dB' with values from 10 to 100. Below the line graph is a bar chart labeled 'OCT@ 9.2s' showing 'OCT Band LF max : 70.0dB'. The x-axis is labeled 'Hz' with values 6.3, 10, 16, 25, 40, 63, and 100. The y-axis is labeled 'dB' with values from 10 to 100. Below the bar chart is another bar chart labeled 'FFT@ 9.2s' showing 'Max Level Frequency : 40.0Hz'. The x-axis is labeled 'Hz' with values 20, 40, 60, 80, and 100. The y-axis is labeled 'dB' with values from 10 to 100. At the bottom, it says 'Start : 2022.05.14 23:31:02' and has buttons for 'Snap', 'Calibrate', 'Measure', 'Report', and 'Info'.</p>

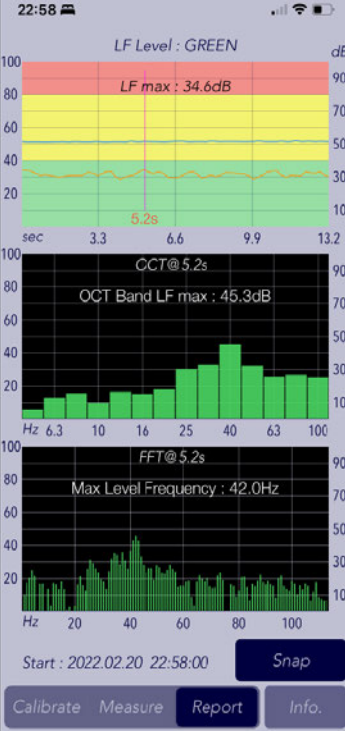
12/05/2022 22:58	Noise continues most of the day. LFN in living room, although intermittent (not passing car or lorry, too tonal and long)	
12/05/2022 13:47	Noise oppressive today, no-where quiet to sit for lunch, deep rumbling in the conservatory. See screen shot	
11/05/2022 01:21	Still awake and unable to sleep	
10/05/2022 23:31	LFN again tonight, different noise than usual, deeper, courser sort of sound. Noise is continuous.	
09/05/2022 22:57	Noise continuous all evening. On investigating outside, noise coming separately from both the Lorry Park and IBF.	
09/05/2022 18:24	Arrived home from a holiday, LFN very noticeable, reading taken of 63dBA in the 40hz 1/3rd octave band with the window open.	 <p>The screenshot shows a noise measurement application interface. At the top, it displays '18:20' and signal strength icons. The main display area contains three stacked graphs. The top graph is titled 'LF Level : YELLOW' and shows a line plot of noise level (dB) over time (sec), with a peak value of 'LF max : 54.1dB'. The middle graph is titled 'OCT@ 17.6s' and shows a bar chart of 'OCT Band LF max : 62.7dB' across various frequency bands (Hz). The bottom graph is titled 'FFT@ 17.6s' and shows a bar chart of 'Max Level Frequency : 40.0Hz'. Below the graphs, there is a 'Start : 2022.05.09 18:20:23' timestamp and a 'Snap' button. At the very bottom, there are four buttons: 'Calibrate', 'Measure', 'Report', and 'Info'.</p>
03/05/2022 04:24	Woken by LFN, quite prominent, cuts in and out. Waking me up each time it starts.	
02/05/2022 04:10	Noise disturbance again tonight, affecting sleep.	
29/04/2022 00:59	Noise very prominent tonight.	
25/04/2022 23:33	Noise again tonight. Preventing me from being able to fall asleep.	
25/04/2022 04:20	Noise continues, affecting sleep.	
24/04/2022 19:14	LFN present in conservatory all evening, unpleasant, couldn't be drowned out except with particularly loud music.	
19/04/2022 22:45	LFN noticeable in bedroom tonight. Continuous tone phasing in and out.	
16/04/2022 18:55	LFN came and went various times during the afternoon (episodes lasting typically more than 10 minutes.	
16/04/2022 15:52	Has been a very peaceful Easter weekend, LFN just started.	
11/04/2022 08:32	Strong tonal hum present from site this morning (not really LFN, like an engine at speed) loudest noise in the house.	

10/04/2022 22:31	Noise again tonight. Background level phasing hum (refrigerated trailers or other stationary equipment).	
10/04/2022 04:36	After several days of much less noise disturbance, woken twice tonight by LFN (continuous / stationary, same noise all night).	
04/04/2022 03:21	Noise has returned, woken by it.	
03/04/2022 21:18	Came back late morning but then quietened down after 3pm, generally quiet evening, like a deep breath of fresh air.	
03/04/2022 10:16	Sound noticeably disappeared at 10:15	
03/04/2022 10:09	LFN loud enough to be a dominant noise over the radio this morning.	
02/04/2022 22:01	LFN noticed all day on the garden and all evening in the living room. See screen shot	 <p>The screenshot shows a noise measurement app interface. At the top, it displays '22:03' and 'LF Level : YELLOW'. Below this, a line graph shows 'LF max : 49.6dB' over a time period of 24.8s. The graph has a y-axis from 20 to 100 dB and an x-axis with markers at 6.8, 13.5, 20.2, and 27.0 seconds. Below the line graph is a bar chart labeled 'OCT@ 24.8s' showing 'OCT Band LF max : 60.8dB' across frequency bands from 6.3 to 100 Hz. At the bottom is a frequency spectrum plot labeled 'FFT@ 24.8s' showing 'Max Level Frequency : 41.0Hz' with a frequency range from 20 to 100 Hz. The app interface includes buttons for 'Calibrate', 'Measure', 'Report', 'Info.', and 'Snap'.</p>
02/04/2022 09:22	LFN deep rumbling present during breakfast	
01/04/2022 23:49	Listened to noise near site of monitoring equipment, could not hear LFN in that location.	
01/04/2022 23:48	Walked around lorry park, video of noise, clear sound of refrigeration trailers not on hook-up.	

01/04/2022 23:22	See screenshot	
01/04/2022 23:19	Although the sound reduced shortly after 10 pm	
01/04/2022 23:19	Noise all evening tonight whilst watching TV. Continuing at the time I write this.	
01/04/2022 01:14	Noise keeping me awake.	
31/03/2022 22:18	Continuous noise again all evening in the living room, additional regular low frequency increases like passing lorries but background continuous LFN continues. Moved out of living room and into the office. Also noticed in Garage and Conservatory this evening.	
30/03/2022 22:47	Quite bad this evening, can hear in the office. Used the back bedroom instead of the living room this evening.	
30/03/2022 08:55	Said 'That would do your head in to listen to that all the time'€?	
30/03/2022 08:54	Pat visited at approx. 7:30pm yesterday and commented on how bad it was whilst standing at our gate.	
30/03/2022 08:54	Noise present last night whilst watching TV, also noticed at just after midnight in bed.	
28/03/2022 08:38	Noise still present, cycling in and out.	

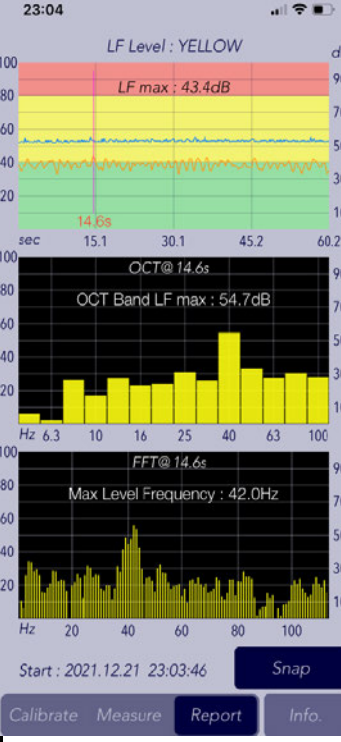
28/03/2022 03:44	See noise tests screen shots.	
28/03/2022 03:44	Noise continues, preventing continuous sleep.	
28/03/2022 01:52	LFN present	
26/03/2022 20:12	Most noticeable in the garage	
26/03/2022 20:12	Noise present in living room this evening. LFN noticeable most of day in the garden.	
24/03/2022 09:56	Noticeable noise in bedroom again last night (night of Thursday 23rd March at 11:30pm)	
23/03/2022 00:12	Noticeable noise in bedroom, not LFN more like machine running noise. Windows and secondary glazing closed.	
21/03/2022 20:43	Spent the rest of the evening in the office (where the LFN is least heard)	
21/03/2022 19:28	Low frequency noise disturbance audible over TV	
21/03/2022 18:24	Significant drone noticed in the office.	
21/03/2022 08:23	Drone from site (above LFN) present this morning.	
20/03/2022 21:38	Noise disappeared a few times over last 30 mins, appears intermittent now.	
20/03/2022 21:04	Noise became significantly more prominent around 9pm.	
20/03/2022 20:32	LFN continuing to cause a disturbance.	
20/03/2022 19:02	Low frequency noise from lorry park this evening, logging again after email from Tanya to log from two weeks. Quite constant. Effect being that I couldn't sit where I wished to.	
14/03/2022 05:16	Feelings of stress and painful muscles in chest and neck on waking.	

14/03/2022 05:15	Woken by continuous (phasing in and out) tonal noise from the site at 3:45 am and could not get back to sleep (as if the time of this entry)	
14/03/2022 05:13	LFN noticed Friday and Sunday.	
14/03/2022 05:13	After returning from a week away, the LFN was immediately noticeable on getting out of the car on Friday.	
01/03/2022 19:39	Noise still persistent, affecting how we use the house, the rooms to the front have a continuous deep LFN that phases in and out.	
01/03/2022 11:45	Droning noise all morning in the house. Continuous, not passing lorries but something clearly stationary such as a refrigerated trailer.	
25/02/2022 23:55	Two readings taken. One in living room, one in the office to show contrast between rooms.	<div>  <p>Office / Study</p> </div> <div>  <p>Living Rm</p> </div>
25/02/2022 23:47	LFN has been persistent all day, still continuing, have a feeling of nausea and stress in chest and upper body.	
22/02/2022 17:42	LFN persistent all day, noticeable in the office which is the last room to suffer the effects of it.	
22/02/2022 01:19	Woken at 1am due to tonal noise phasing in and out in the distance. Noise is continuous, sounds like noise from a running engine.	
21/02/2022 17:00	LFN dominant even over traffic and wind noise during lunch in the conservatory.	

20/02/2022 23:01	Readings just taken, first in living room, second in office.	
20/02/2022 15:56	Significant LFN in the house today, audible over the high winds. Continuous and not varying with the gusts.	
19/02/2022 14:43	Low frequency noise whilst outside all morning and constant hum still present in the house.	
19/02/2022 09:28	Constant hum of an engine or generator from the site, audible in the house and standing at the gate clearly identifiable as from the site.	
16/02/2022 04:06	LFN present all night. Managed to get to sleep but shallow sleep and Woken at 3:50am	
15/02/2022 04:33	Woken twice tonight by continuous LFN.	
14/02/2022 13:54	Having lunch in the conservatory today, LFN and a tonal hum dominates the background noise.	
13/02/2022 17:33	Noticed LFN at 5:30 only after noticing upper body tension and general discomfort over the previous hour and a half. Had to move to another room at the back of the house.	
13/02/2022 10:51	Woken by continuous engine hum, noise still persistent at 10:45	
07/02/2022 22:34	Noise particularly persistent today, especially over lunch and during late evening.	
02/02/2022 03:52	Woken by pain in shoulders, LFN + phasing tonal hum present.	
30/01/2022 22:59	Noise again tonight. More of a whooshing than tonal.	
30/01/2022 14:23	Low frequency noise continues. Have been disturbed whilst working in the living room today.	
25/01/2022 23:35	Two recordings done tonight to demonstrate general background noise at night.	
25/01/2022 11:52	Another recording taken at this time as noise increased. Also moved microphone to a different location.	
25/01/2022 11:48	Recording done this morning, about 11:30. Noise as usual.	

25/01/2022 11:36	Noise still heaving at 8:12, recording done (although noisy car passed during recording) This was made yesterday Monday 24th at 8:12.	
24/01/2022 17:03	Same noise has continued all day. Further recording done. It affects when taking a break in the hope of a quiet period to relax and read. There hasn't been an opportunity so far today.	
24/01/2022 12:30	Tonal noise very audible in conservatory, LFN present in living room, bright day so had lunch in conservatory but unpleasant tonal hum was dominant background noise. Recording (in living room) done.	
23/01/2022 22:22	Became worse, additional recording done. 22:19 to 22:22	
23/01/2022 22:14	Noise present upstairs, just audible downstairs. Recording done 22.12 to 22:15	
23/01/2022 22:13	Strong sound this evening, particularly around 9:45 but when I went to record the noise subsided	
23/01/2022 05:21	Noise subsided at around 4:30 and able to get back to sleep. Woken again at 5:20 by same noise.	
23/01/2022 03:51	Woken at 3:49 with muscle pain & tension in neck & shoulders. LFN audible. Couldn't be heard Downstairs but recording done anyway at 4am Recording was done on Friday afternoon, around 3:58pm LFN audible.	
20/01/2022 23:32	Recording done at 23:31 - low level noise not as bad as usual.	
20/01/2022 23:31	EHO Recording equipment fitted today	
18/01/2022 05:13	Woken at 4:30am with noise. Used white noise to mask but unable to get back to sleep due to noise constantly increasing and audible over white noise.	
15/01/2022 05:05	Woken at 0030 and again at 4:50 AM with LFN	
08/01/2022 10:21	Sporadic low frequency rumbles last night and noise during the night disturbed sleep.	
06/01/2022 22:06	Equipment was collected earlier today and this evening is the worst it has been for a long time there is noise present for both the IBF site and the Lorry Park I've been over to both to check that it is both Got very wet in the process as it was raining	
06/01/2022 03:08	Recording done.	
06/01/2022 03:08	Woken by low hum phasing in and out.	
04/01/2022 13:04	Strong noise downstairs, just audible upstairs, recording made.	

29/12/2021 00:54	Recording done at time of screen Shot, humming more than rumbling tonight. Still with booming nature in the ears, used music to fall asleep to, woken up by noise after music stopped	
28/12/2021 07:42	Noise present on waking up, recording done at time of screenshot	
27/12/2021 04:22	Recording done. Woken by Very low level waffling in ears.	
26/12/2021 09:22	Further recording taken	
26/12/2021 08:48	Alarm also went off during previous reading	
26/12/2021 07:59	Woken by low-frequency tonal noise	
23/12/2021 00:41	Quieter tonight but still rumbling in the ears recording done	

21/12/2021 23:38	Noise very noticeable tonight. Time reference as per screen shots. Called lorry park to complain.	
21/12/2021 05:46	Rumbling sound in ears, quieter than previously but enough to wake me.	
23/11/2021 02:12	Noise particularly bad tonight, increasing muscle tensions and unable to sleep and can even hear over a fan I am using for white noise.	
16/11/2021 06:48	Surveyed and took video's of noise sources. The DVLA site had one generator, but on walking back, the noise from the lorry park quickly became dominant. Clearly audible from the driveway in the direction of the lorry park.	
16/11/2021 06:47	Woke at 4am after getting to sleep with ear plugs and pillow over head.	
15/11/2021 23:57	Noise grew to be dominating, preventing sleep.	
15/11/2021 23:47	Low frequency noise, low level but enough to disturb sleep	
11/11/2021 08:36	Gen noise impacted sleep Thursday night 4th Nov, 8th Nov, 9th Nov. Generally heard during the daytimes.	