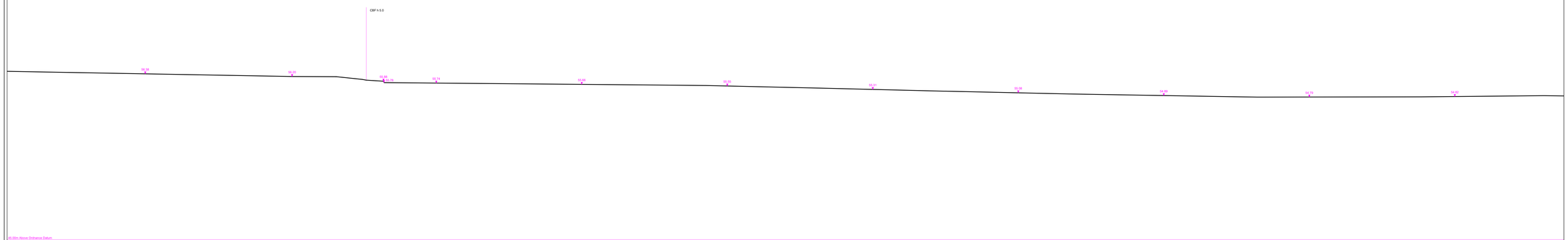


SECTIONAL ELEVATION A

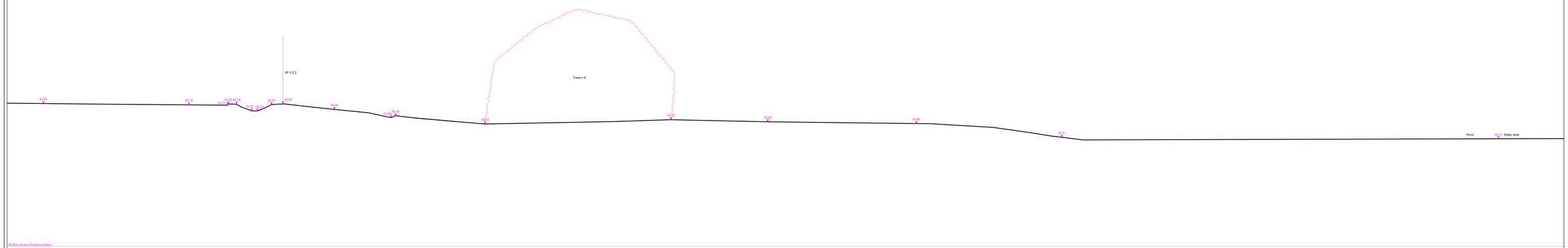


SECTIONAL ELEVATION A

## SECTIONAL ELEVATION LOCATION PLAN

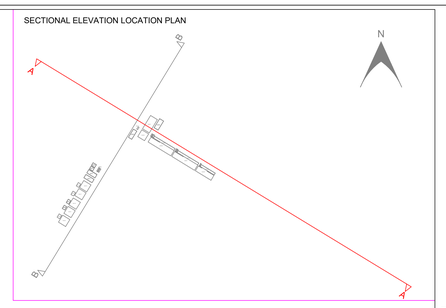


NOTES:

Copyright Chetwoods (Birmingham) Limited. No implied licence exists.

Contractors must verify all dimensions on site before commencing any work or shop drawings. This drawing is not to be scaled. Use figured dimensions only.

Subject to statutory approvals and survey.

Building areas are liable to adjustment over the course of the design process due to the ongoing construction detailing developments.

Please note the information contained within this drawing is solely for the benefit of the employer and should not be relied upon by third parties.

The CDM hazard management procedures for the Chetwoods aspects of the design of this project are to be found on the "Chetwoods - Hazard Analysis and Design Risk Assessment" and/or drawings. The full project design teams comprehensive set of hazard management procedures are available from the Principal Designer appointed for the project.

0m 2m 4m 6m 8m 10m

SCALE 1:100

## STANDARD ABBREVIATIONS

| | | | |
|---|---|---|---|
| AB | Air Brick | HR | Handrail |
| A/C | Air Conditioner | IC | Inspection Cover |
| AL | Arch Lever | IFES | Illuminated Fire Escape Sign |
| ASL | Arch Spring Level | IL | Invert Level |
| ATM | Automatic Teller Machine | IPF | Internal Pedestrian Fence |
| B | Bollard | JB | Junction Box |
| BGP | Break Glass Point | L | Light |
| Bk | Brick | LP | Lamp Post |
| BRW | Brick Retaining Wall | Max | Maximum |
| BS | Brise Soleil | Min | Minimum |
| BSL | Beam Soffit Level | OH | Overhead |
| BT | British Telecom | P | Paint/ed |
| Cab | Server Cabinet | P | Post |
| CB | Concrete Base | Pl. | Plinth |
| CBF | Close Boarded Fence | PL | Parapet Level |
| CCTV | Closed Circuit Television | PLI | Pavement Light |
| Ce | Ceiling | PS | Paving Stones |
| CH | Ceiling Hatch | Rad | Radiator |
| Chy | Chimney | RDM | Recessed Door Mat |
| CL | Cover Level | RE | Roofing Eye |
| CLF | Chain Link Fence | RG | Roofing Grid |
| Col | Column | RL | Ridge Level |
| Conc | Concrete | RS | Road Sign |
| CPS | Concrete Paving Slabs | RSh | Roller Shutter |
| CT | Cable Tray | RSJ | Rolled Steel Joist |
| Cup | Cupboard | RWP | Rain Water Pipe |
| D | Door Head Height | RWPH | Rain Water Pipe Hopper |
| DL | Door Lever | S | Soakaway |
| Dn | Down | S | Window Sill Level |
| DP | Down Pipe | SD | Sliding Door |
| DrC | Drainage Channel | SF | Security Fence |
| EJB | Electrical Junction Box | SG | Secondary Glazing |
| EM | Electricity Meter | Skd | Socket |
| EL | Eaves Level | Sk | Skylight |
| ES | Electric Shaver | SO | Soil Pipe Outlet |
| ESO | Electrical Switchgear | Sol | Solar Panel |
| FA | Fire Alarm | SP | Sign Post |
| F | Floor | Spr | Sprinkler |
| FB | Flower Bed | SS | Security Sensor |
| FE | Fire Extinguisher | SV | Stop Valve |
| FH | Fire Hydrant | Sw | Switch |
| FHR | Fire Hose Reel | TJB | Telephone Junction Box |
| FL | Floor Level | Tr | Trunking |
| FS | Floodlight | Typ | Typical |
| g | grille | V | Vent |
| G | Gully | VP | Vent Pipe |
| GM | Gas Meter | W | Wall |
| GV | Gas Valve | WH | Water Heater |
| H | Window Head Level | MM | Water Meter |
| h | height | WSL | Window Spring Level |
| HB | Hand Basin | Wt | Worktop |

## OTHER ABBREVIATIONS

| | | | |
|---|---|---|---|
| BT | British Telecom | RSS | Rubberised Safety Surface |
| CC | Coal Chute | SL | Sump Level |
| CTV | Cable Television | SBM | Site Bench Mark |
| IRS | Illuminated Road Sign | St | Stanchion |
| EIC | Electrical Inspection Cover | Tac | Tactile Paving |
| FP | Fire Pump | TIC | Telecom Inspection Cover |
| LB | Litter Bin | TL | Traffic Light |
| MH | Manhole | TMCB | Traffic Management Control Box |
| OSBM | Ordnance Survey Bench Mark | TMIC | Traffic Management Inspection Cover |
| PB | Pillar Box | WV | Water Valve |

## LEGEND

| | |
|---|---|
| 22.70 | Ceiling level |
| F22.70 | False ceiling level |
| | Stair/step arrows point up |
| | Sloping ceiling arrows point up |
| | Roof arrows point down |
| | Assumed detail |

## SHEET LAYOUT

| | | | | | | |
|---|---|---|---|---|---|---|
| SHEET 1<br>5861-CA-00-XX-DR-A-00451 | SHEET 2<br>5861-CA-00-XX-DR-A-00452 | SHEET 3<br>5861-CA-00-XX-DR-A-00453 | SHEET 4<br>5861-CA-00-XX-DR-A-00454 | SHEET 5<br>5861-CA-00-XX-DR-A-00455 | SHEET 6<br>5861-CA-00-XX-DR-A-00456 | SHEET 7<br>5861-CA-00-XX-DR-A-00457 |

| Rev | Revision Description | Date | Author / Reviewer |
|---|---|---|---|
| P01 | PLANNING ISSUE. | 15.04.25 | JC |

PLANNING

32 Frederick Street
Birmingham, B1 3HH
+44 (0)121 234 7500
www.chetwoods.com

chetwoods

Project
SEVINGTON IBF

Client
JLL

Drawing Title
EXISTING SITE SECTIONS
SECTIONAL ELEVATIONS - A
SHEET 6

| Scale | Size | Drawn | Checked | Date |
|---|---|---|---|---|
| 1:100 | A0 | JC | SA | 15/04/2025 |

| Project | Originator | Functional | Spatial | Form | Discipline | Number | Rev. |
|---|---|---|---|---|---|---|---|
| 5861 | CA | 00 | XX | DR | A | 00456 | P01 |